

**SKYMINDER HANDBOOK**



16th March 2022

# SKYMINDER HANDBOOK

## INDEX

1.	SEARCH A COMPANY.....	6
1.1.	SELECT COMPANY AND COUNTRY .....	6
1.2.	SEARCH BY COMPANY NAME OR BY LOCAL BUSINESS ID.....	6
1.3.	INSERT COMPANY NAME AND CLICK ON SEARCH.....	7
1.4.	SELECT THE COMPANY IN THE RESULT LIST .....	7
1.5.	EDIT SEARCH OR “DIDN’T YOU FIND THE COMPANY YOU ARE LOOKING FOR? CLICK HERE” LINK. ....	8
1.6.	SELECT THE COMPANY IN THE RESULT LIST .....	8
1.7.	SELECT THE REPORT YOU ARE INTERESTED IN .....	9
2.	BUY OR ORDER A FULL REPORT .....	9
2.1.	SELECT BUY NOW OR ORDER NOW.....	9
2.2.	BUY NOW.....	10
2.3.	FULL REPORT CONTENT AND STRUCTURE .....	11
2.3.1	FULL REPORT – BUSINESS HIGHLIGHT TAB .....	11
2.3.2	FULL REPORT- RISK ASSESSMENT TAB .....	11
2.3.3	FULL REPORT – RELEVANT EVENTS TAB.....	12
2.3.4	FULL REPORT - FINANCIAL INFORMATION TAB .....	12
2.3.5	FULL REPORT – BUSINESS MANAGEMENT TAB.....	13
2.3.6	FULL REPORT – BUSINESS RELATIONSHIPS TAB .....	13
2.3.7	FULL REPORT – ACTIVITY FEATURES TAB .....	14
2.3.8	FULL REPORT – ADDITIONAL INFORMATION TAB.....	15
2.4.	FULL REPORT OFFLINE – ORDER NOW .....	16
2.4.1	CHOOSE AN ORDER NOW OPTION.....	16
2.4.2	FILL IN THE FORM AND CLICK ON SUBMIT ORDER.....	16
2.5.	FULL REPORT – GENERAL TABS’ CONTENT AND STRUCTURE OVERVIEW .....	18
3.	SLIM REPORT .....	19
3.1.	AFTER SEARCHING AND CHOOSING A COMPANY, SELECT SLIM REPORT.....	19
3.2.	SLIM REPORT – STRUCTURE AND DATA CONTENT.....	20
3.2.1	SLIM REPORT – BUSINESS HIGHLIGHTS TAB .....	20
3.2.2	SLIM REPORT – CREDIT ASSESSMENT TAB .....	21
3.2.3	SLIM REPORT – RELEVANT EVENTS TAB.....	21
3.2.4	SLIM REPORT – BUSINESS MANAGEMENT TAB .....	21
3.2.5	SLIM REPORT – ACTIVITY FEATURES TAB .....	22
3.3.	SLIM REPORT – GENERAL TABS’ CONTENT AND STRUCTURE OVERVIEW .....	22
4.	VERIFICATION REPORT .....	23
4.1.	SEARCH A COMPANY (SEE CHAPTER 1 “SEARCH A COMPANY”) AND CLICK ON THE COMPANY OF YOUR INTEREST IN THE RESULT LIST.....	23
4.2.	VERIFICATION REPORT – STRUCTURE AND DATA CONTENT .....	24
4.2.1	VERIFICATION REPORT – BUSINESS HIGHLIGHTS TAB .....	24
4.2.2	VERIFICATION REPORT – KYC INFORMATION TAB .....	25

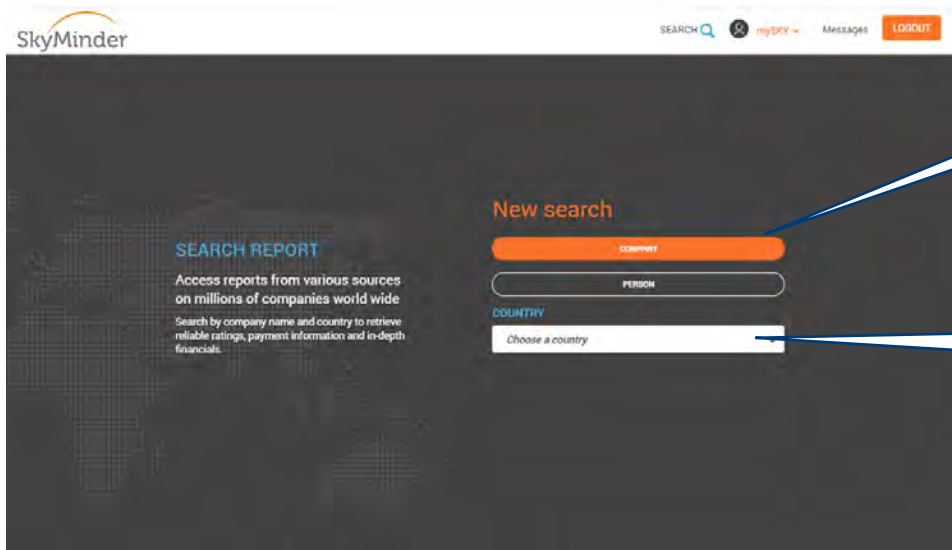
4.3.	VERIFICATION REPORT – GENERAL TABS’ CONTENT AND STRUCTURE OVERVIEW .....	25
<b>5.</b>	<b>COMPLIANCE CHECK REPORT .....</b>	<b>26</b>
5.1.	THE COMPLIANCE CHECK REPORT CAN BE ORDERED ON A COMPANY OR ON A PERSON .....	26
5.1.1	SEARCH A COMPANY.....	26
5.1.2	SEARCH A PERSON .....	27
5.2.	COMPLIANCE CHECK REPORT CONTENT AND STRUCTURE.....	29
5.2.1	COMPLIANCE CHECK REPORT – HIGHLIGHTS TAB .....	29
5.2.2	COMPLIANCE CEHCK REPORT – COMPLIANCE CHECK TAB.....	29
5.3.	COMPLIANCE CHECK REPORT – GENERAL TABS’ CONTENT AND STRUCTURE OVERVIEW .....	31
<b>6.</b>	<b>EXTENDED CHECK REPORT .....</b>	<b>32</b>
6.1.	SEARCH A COMPANY (SEE CHAPTER 1 “SEARCH A COMPANY”) AND CLICK ON THE COMPANY OF YOUR INTEREST IN THE RESULT LIST.....	32
6.2.	EXTENDED CHECK REPORT STRUCTURE.....	32
6.2.1	EXTENDED CHECK REPORT– FULL REPORT TABS .....	32
6.2.2	EXTENDED CHECK REPORT – COMPLIANCE CHECK TAB .....	33
6.2.2.1.	COMPLIANCE CHECK TAB - FILTERS .....	33
6.2.2.2.	COMPLIANCE CHECK TAB – SUBJECT COMPANY .....	33
6.2.2.3.	COMPLIANCE CHECK TAB – MANAGEMENT.....	34
6.2.3	COMPLIANCE TAB – SHAREHOLDERS.....	34
6.3.	EXTENDED CHECK REPORT – GENERAL TABS’ CONTENT AND STRUCTURE OVERVIEW .....	35
<b>7.</b>	<b>CYBER RISK REPORT.....</b>	<b>36</b>
7.1.	SEARCH A COMPANY (SEE CHAPTER 1 “SEARCH A COMPANY”) AND CLICK ON THE COMPANY OF YOUR INTEREST IN THE RESULT LIST.....	36
7.2.	FILL IN THE FORM AND CLICK ON SUBMIT ORDER .....	36
7.3.	CYBER RISK REPORT .....	37
7.3.1	CYBER RISK REPORT – CYBER RISK FACTORS.....	37
7.3.2	CYBER RISK REPORT – SUBJECT COMPANY VS. OTHER COMPANIES OF THE SAME INDUSTRY .....	37
7.3.3	CYBER RISK REPORT – WHERE TO START: THE PROVIDER SUGGESTS WHICH ARE THE FIRST FIVE ISSUES TO BE ADDRESSED. ....	38
7.3.4	CYBER RISK REPORT- HIGH RISK FACTORS DETAILS .....	38
7.3.5	CYBER RISK REPORT- MEDIUM RISK FACTORS DETAILS .....	39
7.3.6	CYBER RISK REPORT – DOMAINS.....	39
7.4.	CYBER RISK REPORT- GENERAL STRUCTURE OF THE REPORT .....	39
<b>8.</b>	<b>PATENT DUE DILIGENCE REPORT .....</b>	<b>40</b>
8.1.	SEARCH A COMPANY (SEE CHAPTER 1 “SEARCH A COMPANY”) AND CLICK ON THE COMPANY OF YOUR INTEREST IN THE RESULT LIST.....	40
8.1.1	SELECT PATENT DUE DILIGENCE REPORT.....	40
8.1.2	READ INQUARTIK REPORTS DISCLAIMER .....	40
8.1.3	SELECT COMPANIES FROM THE LIST .....	41
8.1.4	SEE TOTAL PATENTS AND TOTAL PRICE AND CLICK ON CONTINUE TO PROCEED .....	41
8.2.	HOW TO ORDER PATENT DUE DILIGENCE REPORT WHEN THE COMPANY OF YOUR INTEREST IS NOT INCLUDED IN THE RESULT LIST.....	42
8.3.	PATENT DUE DILIGENCE REPORT: REPORT CONTENT AND STRUCTURE .....	43
8.3.1	FIRST SECTION: AN OVERVIEW OF PATENT ASSETS.....	43
8.3.1.1.	THE NUMBER OF PATENT ASSETS THE COMPANY HAS .....	43

8.3.1.2.	THE VALIDITY PERIOD OF THE COMPANY'S PATENT ASSETS .....	44
8.3.2	UNCOVERING HIGH-VALUE PATENT ASSETS.....	45
8.3.3	TECHNOLOGY AND PATENT DEPLOYMENT .....	45
8.3.3.1.	THE COMPANY'S TECHNOLOGY FOCUS .....	45
8.3.3.2.	TECHNICAL FIELDS .....	46
8.3.3.3.	TECHNOLOGY TIMELINE .....	46
8.3.3.4.	PEER COMPARISON .....	47
8.3.3.5.	KEY INVENTORS .....	47
8.4.	PATENT DUE DILIGENCE REPORT- GENERAL STRUCTURE OF THE REPORT .....	48
<b>9.</b>	<b>DUE DILIGENCE FIELD VISIT REPORT .....</b>	<b>49</b>
9.1.	SEARCH A COMPANY (SEE CHAPTER 1 "SEARCH A COMPANY") AND CLICK ON THE COMPANY OF YOUR INTEREST IN THE RESULT LIST.....	49
9.2.	FILL IN THE ORDER FORM AND CLICK ON SUBMIT ORDER (SEE PARAGRAPH 2.4.2).....	49
9.3.	RECEIVE THE REPORT IN "MY REPORT" .....	49
<b>10.</b>	<b>SKYMINDER MONITORING SERVICES .....</b>	<b>50</b>
10.1.	FULL MONITORING .....	50
10.1.1	HOW TO ENABLE FULL MONITORING ON A COMPANY?.....	50
10.1.1.1.	ENABLE THE FULL MONITORING WHILE ORDERING A REPORT IN THE ORDER CONFIRMATION POP UP .....	50
10.1.1.2.	ENABLE THE FULL MONITORING AFTER PURCHASING THE REPORT, FROM THE TAB VERSION REPORT DISPLAYED ON YOUR SCREEN.....	51
10.1.1.3.	ENABLE THE FULL MONITORING FROM MY REPORTS .....	51
10.1.2	HOW DO I RECEIVE FULL MONITORING NOTIFICATIONS? MY PORTFOLIO SECTION .....	52
10.1.3	WHEN DOES FULL MONITORING EXPIRE AND WHAT ARE THE REQUIRED ACTIONS TO DISABLE THE SERVICE? .....	55
10.1.3.1.	DISABLE THE SERVICE FROM "MY PORTFOLIO" SECTION .....	55
10.2.	ALERT.....	56
10.2.1	HOW TO ENABLE ALERT ON A COMPANY?.....	56
10.2.2	HOW DO I RECEIVE ALERT NOTIFICATIONS? MY PORTFOLIO SECTION .....	57
10.2.3	WHEN DOES ALERT EXPIRE AND WHAT ARE THE REQUIRED ACTIONS TO DISABLE THE SERVICE? .....	58
10.2.3.1.	HOW TO DISABLE THE SERVICE .....	58
10.3.	PLANNED REVISION .....	58
10.3.1	HOW TO ENABLE PLANNED REVISION ON A COMPANY? .....	58
10.3.2	HOW DOES PLANNED REVISION WORK?.....	59
10.3.3	WHEN DOES PLANNED REVISION EXPIRE AND WHAT ARE THE REQUIRED ACTIONS TO DISABLE THE SERVICE? .....	59
10.3.3.1.	HOW TO DISABLE THE SERVICE .....	59
<b>11.</b>	<b>MY REPORTS.....</b>	<b>60</b>
11.1.	MY REPORTS: YOUR REPORTS STORAGE.....	60
11.2.	MY REPORTS: SEARCH ORDERED REPORTS BY USING SEARCH FILTERS .....	60
11.3.	MY REPORTS: SEARCH REPORTS IN THE PURCHASED REPORTS LIST.....	60
11.4.	MY REPORTS: ICONS MEANING AND AVAILABLE ACTIONS.....	61
<b>12.</b>	<b>MY PORTFOLIO.....</b>	<b>62</b>
12.1.	MY PORTFOLIO: THE LIST OF THE MONITORED COMPANIES AND OF THE MONITORING NOTICES.....	62
<b>13.</b>	<b>MY PROFILE.....</b>	<b>63</b>
<b>14.</b>	<b>MY DASHBOARD.....</b>	<b>64</b>

14.1.	REPORT DASHBOARD .....	64
14.1.1	HOW TO ACCESS AND MANAGE THE REPORT DASHBOARD .....	64
14.1.2	REPORT DASHBOARD MAIN FEATURES .....	65
14.1.3	REPORT DASHBOARD SETTINGS .....	66
14.1.3.1.	BY CLICKING ON THE SETTINGS ICON IT IS POSSIBLE TO ACCESS THE DASHBOARD SETTING AND CHANGE THEM.	66
14.1.3.2.	EDIT CLUSTER MASK.....	67
14.1.4	THE REPORT DASHBOARD IN THE HOMEPAGE.....	68
14.1.5	DASHBOARD ACTION WITHIN “MY REPORT” .....	68
14.1.5.1.	DASHBOARD ACTIONS ON A SINGLE COMPANY/REPORT .....	69
14.1.5.1.1.	BASKET BUTTON .....	69
14.1.5.1.2.	TAG BUTTON .....	70
14.1.5.2.	DASHBOARD ACTIONS ON MULTIPLE COMPANIES/REPORTS.....	70
14.1.6	DASHBOARD ACTIONS WITHIN THE REPORT .....	71
14.2.	MONITORING DASHBOARD .....	72
14.2.1	MONITORING DASHBOARD: MONITORING FOLDER REPRESENTATION .....	72
14.2.2	MONITORING DASHBOARD: EDIT MONITORING CLUSTER .....	73
14.2.3	MONITORING DASHBOARD: CREATE NEW MONITORING CLUSTER .....	74
14.2.4	THE MONITORING DASHBOARD IN THE HOMEPAGE .....	75
14.2.1	MONITORING DASHBOARD ACTIONS WITHIN “MY PORTFOLIO” .....	76
14.2.1.1.	DASHBOARD ACTIONS IN THE FILTERS OF “MY PORTFOLIO” .....	76
14.2.1.2.	DASHBOARD ACTIONS ON A SINGLE COMPANY .....	76
14.2.1.2.1.	BASKET BUTTON .....	77
14.2.1.2.2.	TAG BUTTON .....	77
14.2.2	MONITORING DASHBOARD ACTIONS WITHIN MONITORING DETAILS PAGE .....	77
15.	IMPORT AND SEARCH & MATCH.....	79
15.1.	IMPORT EXCEL FILE AND VALIDATE DATA.....	79
15.2.	AFTER VALIDATION, SEARCH COMPANIES OR PERSONS.....	81
15.2.1	AFTER CLICKING ON SEARCH: IF RESULTS ARE GREEN .....	82
15.2.2	AFTER CLICKING ON SEARCH: IF RESULTS ARE YELLOW .....	82
15.2.3	AFTER CLICKING ON SEARCH: IF RESULTS ARE GREY .....	83
15.2.4	AFTER CLICKING ON SEARCH: IF RESULTS ARE RED .....	83
15.3.	SELECT PRODUCTS TO SEE AVAILABLE REPORT OPTION ON EACH COMPANY.....	83
15.4.	SEE AVAILABLE REPORTS AND DELIVERY OPTIONS ON EACH COMPANY AND SELECT ONE .....	84
15.4.1	SELECT PRODUCT & TYPE SOURCE .....	84
15.4.1.1.	MASSIVE SELECTION ACTIONS: POSSIBILITY TO SELECT ONLINE SERVICES ONLY.....	85
15.4.1.2.	MASSIVE SELECTIONS ACTIONS: MULTI SELECT MODE .....	86
15.5.	IMPORT ORDERS.....	87
15.6.	SEE PURCHASED REPORTS IN “MY REPORT” .....	87
15.7.	SEE MY IMPORTS IN MY REPORTS.....	88
16.	EXPORT.....	90
16.1.	REPORTS AND DATA THAT CAN BE EXPORTED.....	90
16.2.	SEE MY EXPORTS IN MY REPORTS .....	92

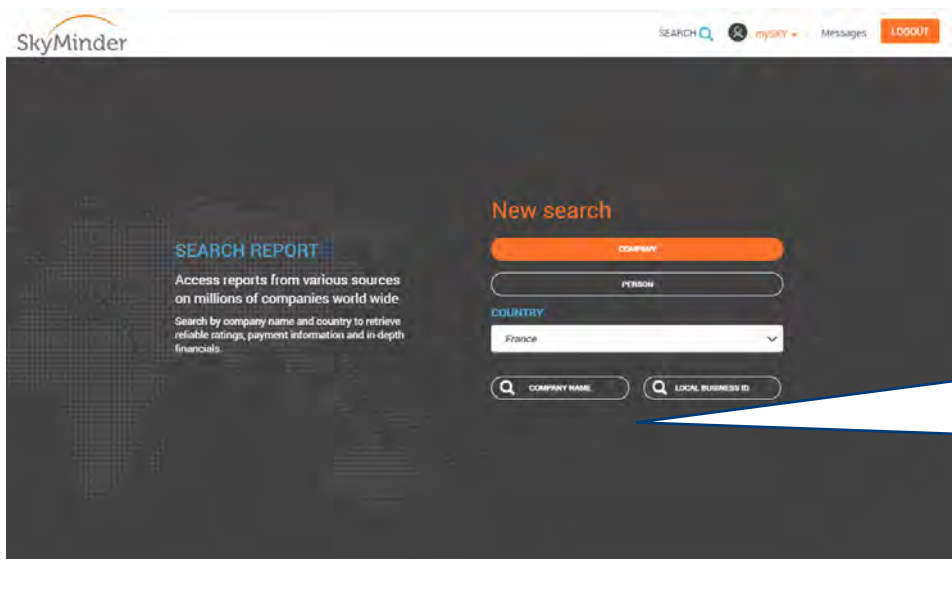
## 1. SEARCH A COMPANY

### 1.1. SELECT COMPANY AND COUNTRY



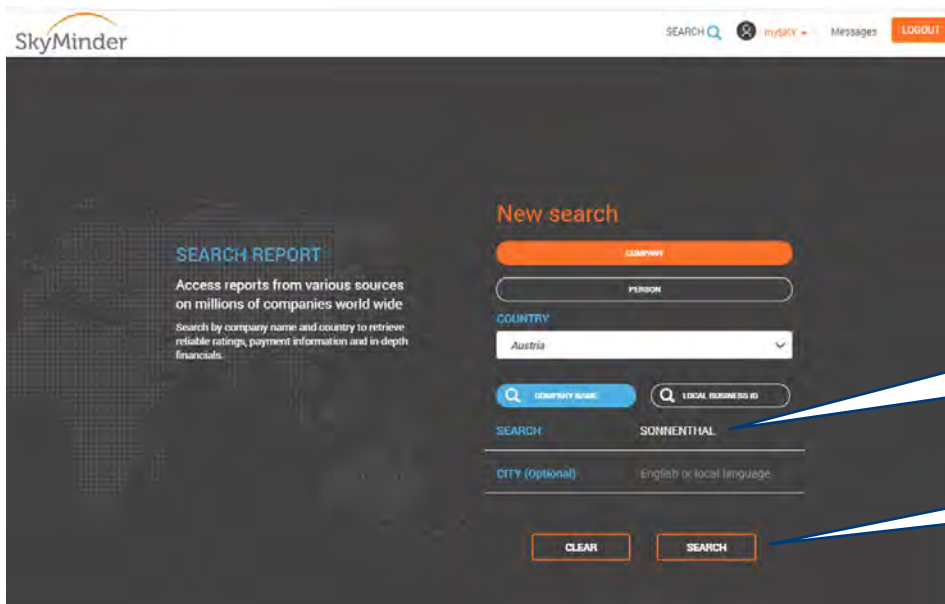
The screenshot shows the SkyMinder search interface. On the left, there is a 'SEARCH REPORT' section with the text: 'Access reports from various sources on millions of companies world wide. Search by company name and country to retrieve reliable ratings, payment information and in-depth financials.' On the right, under 'New search', there are three buttons: 'COMPANY' (highlighted in orange), 'PERSON', and 'COUNTRY'. Below these is a dropdown menu labeled 'COUNTRY' with the text 'Choose a country' and a downward arrow. Two callout boxes are present: one pointing to the 'COMPANY' button with the text 'Select the **COMPANY** button', and another pointing to the 'COUNTRY' dropdown menu with the text 'Select a **COUNTRY** in the dropdown menu list'.

### 1.2. SEARCH BY COMPANY NAME OR BY LOCAL BUSINESS ID



The screenshot shows the SkyMinder search interface. On the left, there is a 'SEARCH REPORT' section with the text: 'Access reports from various sources on millions of companies world wide. Search by company name and country to retrieve reliable ratings, payment information and in-depth financials.' On the right, under 'New search', there are three buttons: 'COMPANY' (highlighted in orange), 'PERSON', and 'COUNTRY'. Below these is a dropdown menu labeled 'COUNTRY' with the text 'France' and a downward arrow. At the bottom, there are two search input fields: 'COMPANY NAME' and 'LOCAL BUSINESS ID'. A callout box points to the 'COMPANY NAME' and 'LOCAL BUSINESS ID' fields with the text: 'Click on **COMPANY NAME** or **LOCAL BUSINESS ID** (the search by local business id is available on a limited number of countries)'.

### 1.3. INSERT COMPANY NAME AND CLICK ON SEARCH



SEARCH REPORT  
Access reports from various sources on millions of companies world wide  
Search by company name and country to retrieve reliable ratings, payment information and in-depth financials.

**New search**

COMPANY  
PERSON

COUNTRY  
Austria

COMPANY NAME LOCAL BUSINESS ID

SEARCH SONNENTHAL

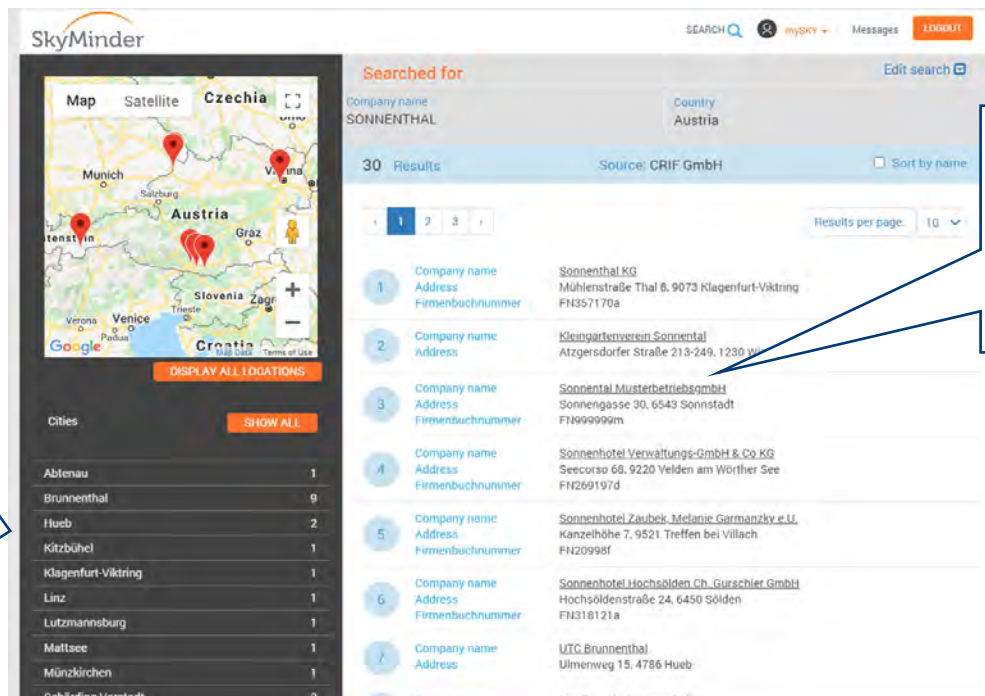
CITY (Optional) English or local language

CLEAR SEARCH

If you search by **COMPANY NAME**, insert the company name of your interest. The **CITY** is optional.

Then, click on **SEARCH**.

### 1.4. SELECT THE COMPANY IN THE RESULT LIST



Searched for  
Company name: SONNENTHAL  
Country: Austria

30 Results Source: CRIF GmbH Sort by name Results per page: 10

1	Company name	Sonnenenthal KG
	Address	Mühlenstraße Thal & 9073 Klagenfurt-Viktring
	Firmenbuchnummer	FN357170a
2	Company name	Kleingartenverein Sonnenenthal
	Address	Atzgersdorfer Straße 213-249, 1230 Wien
3	Company name	Sonnenenthal MusterbetriebsgmbH
	Address	Sonnengasse 30, 6543 Sonnstadt
	Firmenbuchnummer	FN999999m
4	Company name	Sonnenhotel Verwaltungs-GmbH & Co. KG
	Address	Seecorso 68, 9220 Velden am Wörthler See
	Firmenbuchnummer	FN269197d
5	Company name	Sonnenhotel Zaubek, Melanie Garmanzky e.U.
	Address	Kanzelhöhe 7, 9521 Treffen bei Villach
	Firmenbuchnummer	FN20998f
6	Company name	Sonnenhotel Hochsölden Ch. Gurschler GmbH
	Address	Hochsöldenstraße 24, 6450 Sölden
	Firmenbuchnummer	FN318121a
7	Company name	UTC Brunnenthal
	Address	Ulmerweg 15, 4786 Hueb

By clicking on the **city** where the company is based, you can narrow the result list to the companies located on the city you selected.

Search the company of your interest in the result list (there can be more pages to browse).

## 1.5. EDIT SEARCH OR “DIDN’T YOU FIND THE COMPANY YOU ARE LOOKING FOR? CLICK HERE” LINK.

If the company you are searching for, is not in the result list you can EDIT THE SEARCH or you can click on “DIDN’T FIND THE COMPANY YOU ARE LOOKING FOR? CLICK HERE”

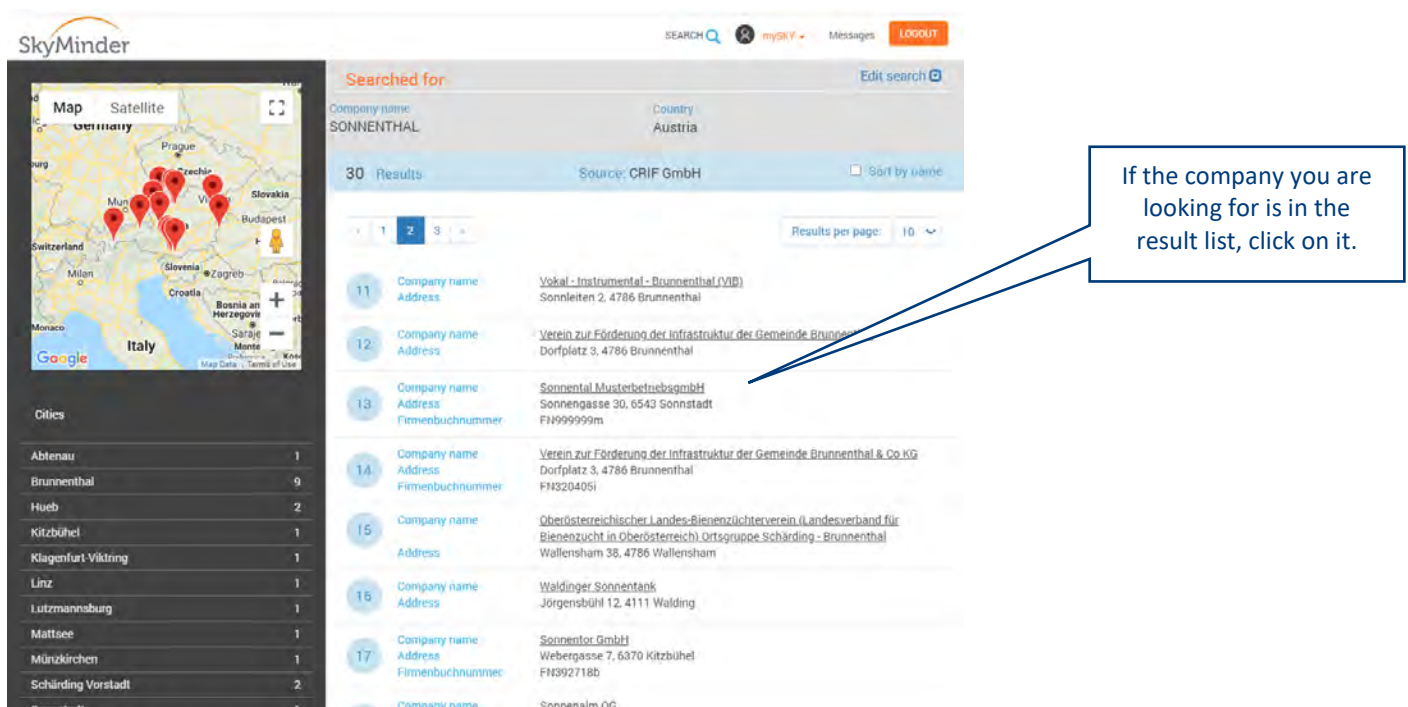


**Callout 1:** If the company you are looking for is not in the list, you can click on **EDIT SEARCH**, change the parameters inserted and make a new search.

**Callout 2:** By clicking on the link “**Didn’t find the company you are looking for? Click here**”, it is possible to order a report on any company even if the company is not displayed in the result list.

Company name	Address
1. Bildungs- und Kulturverein Brunnenthal	Doblbachstraße 27, Brunnenthal
2. DTB - Turnverein Brunnenthal 1977	Dorfplatz 5, 4786 Brunnenthal
3. Elternverein der VS Brunnenthal	Zuernstrasse 16, 4786 Brunnenthal
4. Union Reitclub Ganol Brunnenthal	Grünweg 14, 4786 Brunnenthal
5. Vokal - Instrumental - Brunnenthal (VIB)	Sonnleiten 2, 4786 Brunnenthal
6. Verein zur Förderung der Infrastruktur der Gemeinde Brunnenthal	Dorfplatz 3, 4786 Brunnenthal
7. Verein zur Förderung der Infrastruktur der Gemeinde Brunnenthal & Co KG	Dorfplatz 3, 4786 Brunnenthal Firmenbuchnummer: FN320405i
8. Sportunion Brunnenthal	Ulmenweg 11, 4786 Brunnenthal
9. Gemeinde Brunnenthal	Dorfpl 3, 4786 Brunnenthal

## 1.6. SELECT THE COMPANY IN THE RESULT LIST



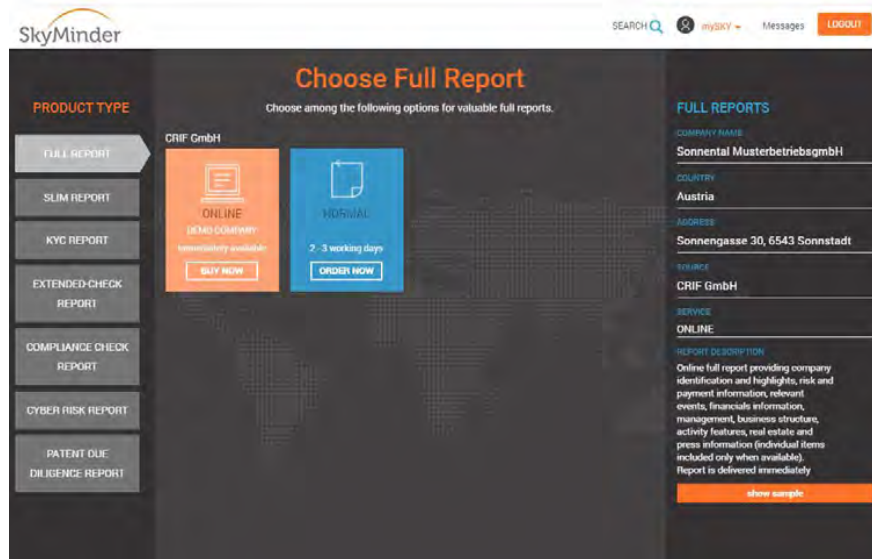
**Callout:** If the company you are looking for is in the result list, click on it.

Company name	Address
11. Vokal - Instrumental - Brunnenthal (VIB)	Sonnleiten 2, 4786 Brunnenthal
12. Verein zur Förderung der Infrastruktur der Gemeinde Brunnenthal	Dorfplatz 3, 4786 Brunnenthal
13. Sonnenthal MusterbetriebsgmbH	Sonnengasse 30, 6543 Sonnstadt FN9999999m
14. Verein zur Förderung der Infrastruktur der Gemeinde Brunnenthal & Co KG	Dorfplatz 3, 4786 Brunnenthal Firmenbuchnummer: FN320405i
15. Oberösterreichischer Landes-Bienenzüchterverein (Landesverband für Bienenzucht in Oberösterreich) Ortsgruppe Schärding - Brunnenthal	Wallensham 38, 4786 Wallensham
16. Waldinger Sonnentank	Jörgensbühl 12, 4111 Walding
17. Sonnentor GmbH	Wiebergasse 7, 6370 Kitzbühel FN3927118b
18. Sonnentalm ÖG	



## 1.7. SELECT THE REPORT YOU ARE INTERESTED IN

After selecting the company in the result list, you will see a list of the reports that it is possible to buy on the selected company. Ordering workflow for each type of report and reports features are explained in chapter 2.

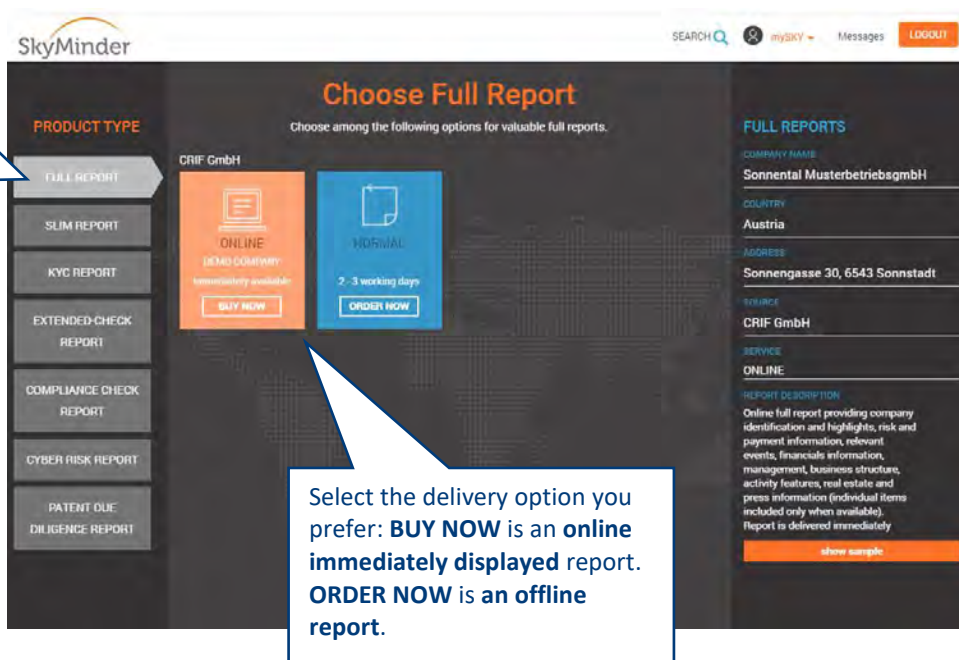


Select the report of your interest and see options available.

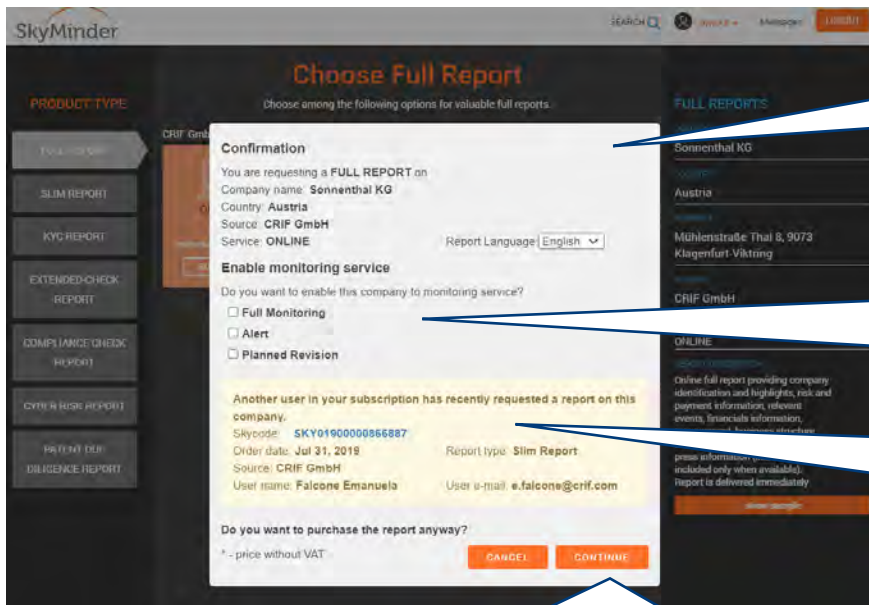
Ordering workflow for each type of report and reports features are explained in chapter 2.

## 2. BUY OR ORDER A FULL REPORT

### 2.1. SELECT BUY NOW OR ORDER NOW



## 2.2. BUY NOW

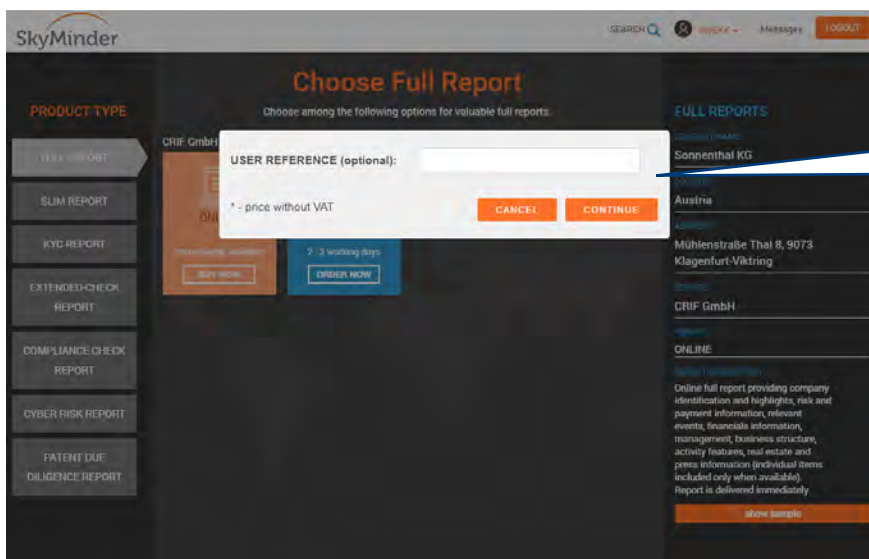


After clicking on **BUY NOW** a **pop up will open** asking you if you want to proceed with the purchase of the report.

Where available, while you purchase the report you will also be able to order a **monitoring service** contextually. For more information about Monitoring Services see **chapter 10 "Monitoring Services"**.

In case you, or another user of your same company account, have already purchased a report on this company, you will find this information in this section highlighted in yellow.

Click on **CONTINUE** to proceed with the purchase of the full report.



You have also the possibility to insert a **user reference** (optional). Then, if you want to proceed, click again on **CONTINUE**.

## 2.3. FULL REPORT CONTENT AND STRUCTURE

The Full Report in the standard SkyMinder layout is tab structured.

### 2.3.1 FULL REPORT – BUSINESS HIGHLIGHT TAB

The Business Highlights tab has two sections: the IDENTIFICATION and the BUSINESS HIGHLIGHTS:

**IDENTIFICATION**

Company Name: Sonnentel MusterbetriebsgmbH  
Country: Austria

Local name: Sonnentel MusterbetriebsgmbH

Legal Form: limited company  
SkyMinder Legal Form: Private Limited Company  
Registration Date: Mar 10, 1995  
Incorporation Date: Jan 01, 1990

Registered Address: Sonnengasse 30, 6543 Sonnstadt, AUT

Firmenbuchnummer: FN999999m  
ISSUING AUTHORITY: Firmenbuch

GEM: 7813000  
ISSUING AUTHORITY: Firmenbuch

VAT: ATU00000006  
ISSUING AUTHORITY: Wien, HG

Contact: Email: muster@mustersonnental.at  
Phone: +43 1 23465656-0  
Fax: +43 1 23465656-12

Trade name: Restaurant Sonnenstrahl

**HIGHLIGHTS**

SKYMINDER RISK GRADE	4	Above average risk	Legend
ICRF RATING	M-	weak credit rating	
SCORE	436		
SKYMINDER SEMAPHORE			
CREDIT LIMIT	€51,000		

The BUSINESS HIGHLIGHT TAB has two sections. The IDENTIFICATION one includes identity, contact and registration details.

The report can be also downloaded in PDF or printed by clicking here.

Under the HIGHLIGHTS we have a first complete overview of the main credit information on the company.

The SkyMinder Risk Grade, the SkyMinder Semaphore and the SkyMinder Status are in this section. They are only normalization of providers' data.

### 2.3.2 FULL REPORT- RISK ASSESSMENT TAB

The RISK ASSESSMENT tab may have up to two sections: the RISK EVALUATION one and in some cases the PAYMENT INFORMATION.

**RISK EVALUATION**

SOLVENCY INDEX	1.6		Legend
PROBABILITY OF DEFAULT	0.35%	The non-payment risk is assessed as very low to low.	Legend
AVERAGE RISK OF DEFAULT WITHIN THE SECTOR(S)	2.4%	Percentage share of companies which, on average show payment defaults within this business sector.	
CREDIT LIMIT	265,000 EUR	The maximum credit is our recommendation for the maximum credit limit for the inquired company.	
BUSINESS RELATION	permissible		

**PAYMENT INFORMATION**

PAYMENT DESCRIPTION: within agreed terms

**PAYMENT MORALITY INDEX**

REMARKS: No significant / relevant payment experience information pertaining to the company inquired upon is shown in the Deutscher Debitoren Monitor (DDMonitor).

The Risk Assessment tab includes the RISK EVALUATION section: in this part you find the provider's credit assessment (credit rating and credit limit are the minimum required data).

Every rating/score/index has a legend helping you to understand the provider's appraisal.

If available, PAYMENT INFORMATION can be available in this tab.

Click on Legend to see the details.

### 2.3.3 FULL REPORT – RELEVANT EVENTS TAB

The RELEVANT EVENTS tab may have up to two sections: the NEGATIVE EVENTS and the HISTORICAL AND LEGAL EVENTS.

The **NEGATIVE EVENTS** tab includes any type of adverse data available (unpaid cheques, collections, protests, court judgments, etc.).

Some providers include **PAYMENT** data in this section.

Under the **HISTORICAL AND LEGAL EVENTS** section, company registries changed are listed.

### 2.3.4 FULL REPORT - FINANCIAL INFORMATION TAB

In the **FINANCIAL INFORMATION** tab, if available, financial accounts are included. The layout is not standard and depends on the provider and on the company. Where available, balance sheet, profit & loss and financial ratios are included. Number of years displayed depends on the country and the provider.

Where companies are not obliged to file financials and financials are not available, a sentence will explain the reason.

Financial accounts can be exported in excel.

### 2.3.5 FULL REPORT – BUSINESS MANAGEMENT TAB

In the **BUSINESS MANAGEMENT TAB** the main board directors are listed.

**Current Directors**

Subject	Identifier	Roles	Birth
Jean-Pascal TRICORE	-	Chairman Nomination Date: May 15, 2006 Renewal Date: Dec 12, 2020	Born on: May 11, 1963 In: BEAUPREAU EN MAUGES
Christel HEYDEMANN	-	Board member Nomination Date: Apr 15, 2020 Renewal Date: Dec 12, 2020	Born on: Oct 09, 1974 In: CLAMART
Barbara FREI-SPREITER	-	Board member Nomination Date: May 16, 2020 Renewal Date: Dec 12, 2020	Born on: Apr 19, 1970 In: MAENEDORF/GRISSE

**Current Managers**

Subject	Identifier	Roles	Birth
Patrik ZIELHISKI	-	Plant manager	-
May LEONG	-	Marketing manager	-
Laure COLLIN	-	Human resource manager	-

### 2.3.6 FULL REPORT – BUSINESS RELATIONSHIPS TAB

The BUSINESS RELATIONSHIPS tab may have up to two sections: the SHAREHOLDERS and the BUSINESS STRUCTURE.

In the **BUSINESS RELATIONSHIPS TAB** you find the **SHAREHOLDERS** of the company.

In the **BUSINESS STRUCTURE** section, if available, subsidiaries and participations are listed.

**SHAREHOLDERS**

Subject	Identifier	Address	Share Details	Note
SCHNEIDER ELECTRIC SE INVESTMENTS	SIREN 64204874	RUE EL MALMAISON 82500, FRANCE	100.00 % Publication Date: May 28, 2020	Type of link: Shareholder
SCHNEIDER ELECTRIC SE INVESTMENTS	SIREN 64204874	RUE EL MALMAISON 82500, FRANCE	100.00 %	Type of link: Direct shareholder

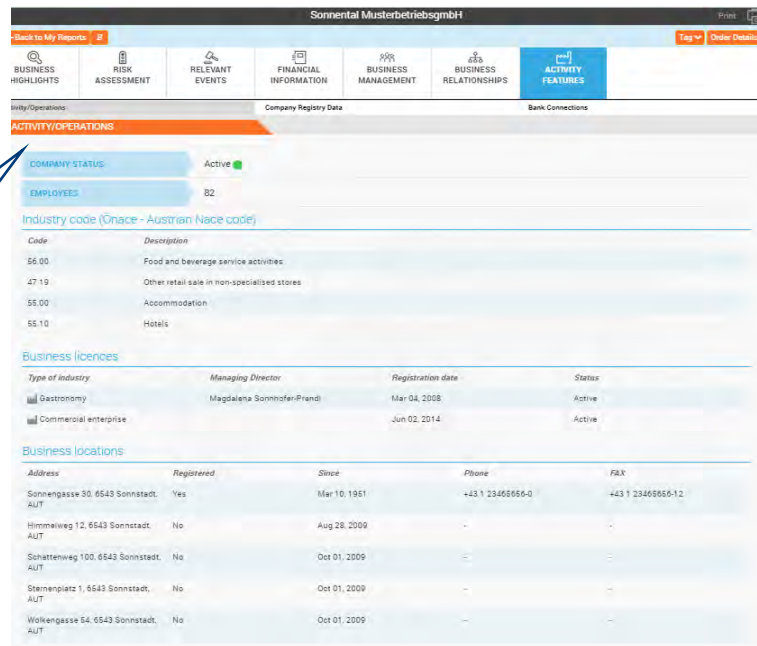
**BUSINESS STRUCTURE**

Subject	Identifier	Address	Share Details	Note
SCHNEIDER ELECTRIC BULGARIA EOOD	-	BULGARIA	100.00 % Publication Date: Mar 17, 2020	Type of link: Shareholding
SCHNEIDER ELECTRIC (CHINA) INVESTMENT CO., LTD	-	BEIJING CITY 100102, CHINA	100.00 % Publication Date: Sep 31, 2019	Type of link: Shareholding
Schneider Electric Canada Inc	-	MIRABELLE LHT 188, CANADA	100.00 % Publication Date: Aug 30, 2020	Type of link: Shareholding
SCHNEIDER ELECTRIC MEXICO, S.A. DE C.V.	-	MEXICO 09200, MEXICO	100.00 % Publication Date: Aug 30, 2020	Type of link: Shareholding

## 2.3.7 FULL REPORT – ACTIVITY FEATURES TAB

This tab may have up to three sections: ACTIVITY/OPERATIONS, COMPANY REGISTRY DATA AND BANK CONNECTIONS.

In the **ACTIVITY/OPERATIONS** section you can find the company status, the number of employees, the activity codes and descriptions. If data about branches and about import/export data are disclosed, they will be included in this section.



**ACTIVITY/OPERATIONS**

COMPANY STATUS: Active

EMPLOYEES: 82

Industry code (Önace - Austrian Nace code)

Code	Description
54.00	Food and beverage service activities
47.19	Other retail sale in non-specialised stores
55.00	Accommodation
55.10	Hotels

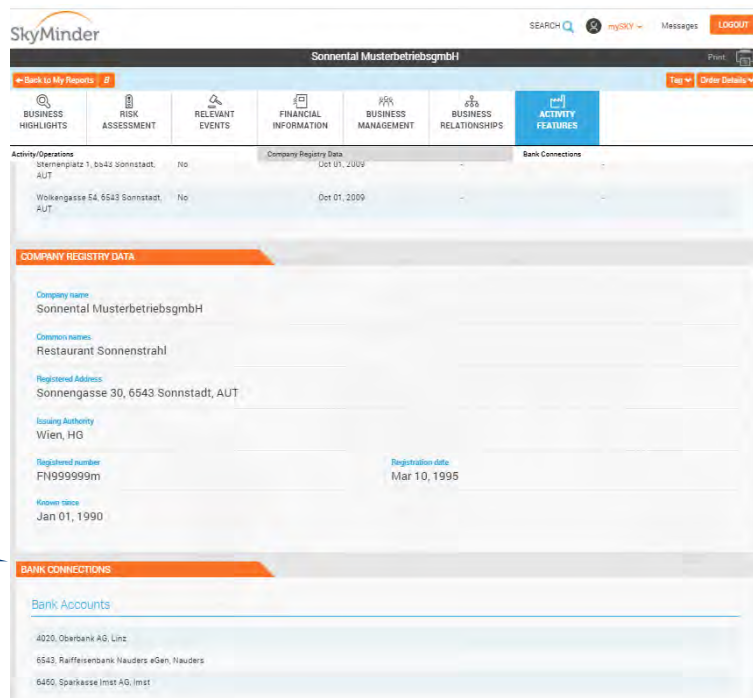
Business licences

Type of industry	Managing Director	Registration date	Status
Gastronomy	Magdalena Sonnhofner-Frandl	Mar 04, 2008	Active
Commercial enterprise		Jun 02, 2014	Active

Business locations

Address	Registered	Since	Phone	FAX
Sonnengasse 30, 6543 Sonntal, AUT	Yes	Mar 10, 1991	+43 1 23466666-0	+43 1 23466666-12
Himmelweg 12, 6543 Sonntal, AUT	No	Aug 28, 2009	-	-
Schattenweg 100, 6543 Sonntal, AUT	No	Oct 01, 2009	-	-
Stienenplatz 1, 6543 Sonntal, AUT	No	Oct 01, 2009	-	-
Wolkengasse 54, 6543 Sonntal, AUT	No	Oct 01, 2009	-	-

Under **COMPANY REGISTRY DATA** you find all the details available concerning the registration of the company.



**COMPANY REGISTRY DATA**

Company name: Sonntal MusterbetriebsgmbH

Common names: Restaurant Sonnenstrahl

Regional Address: Sonnengasse 30, 6543 Sonntal, AUT

Issuing Authority: Wien, HG

Registered number: FN999999m

Registration date: Mar 10, 1995

Issued since: Jan 01, 1990

**BANK CONNECTIONS**

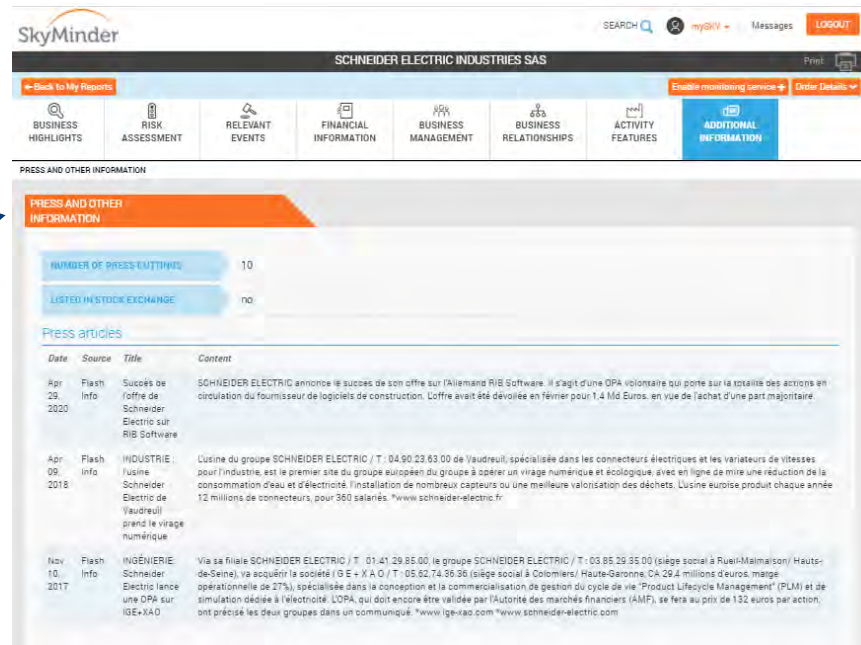
Bank Accounts

- 4020, Oberbank AG, Linz
- 6543, Raiffeisenbank Nauders eGen, Nauders
- 6400, Sparkasse Imst AG, Imst

Under **BANK CONNECTIONS** the names of the banks used by the company are listed.

## 2.3.8 FULL REPORT – ADDITIONAL INFORMATION TAB

The **ADDITIONAL INFORMATION TAB** is included only if the supplier provides additional type of information like press, real estate (premises owned or rented by the company), etc.



The screenshot shows the SkyMinder interface for SCHNEIDER ELECTRIC INDUSTRIES SAS. The 'ADDITIONAL INFORMATION' tab is selected, displaying the following data:

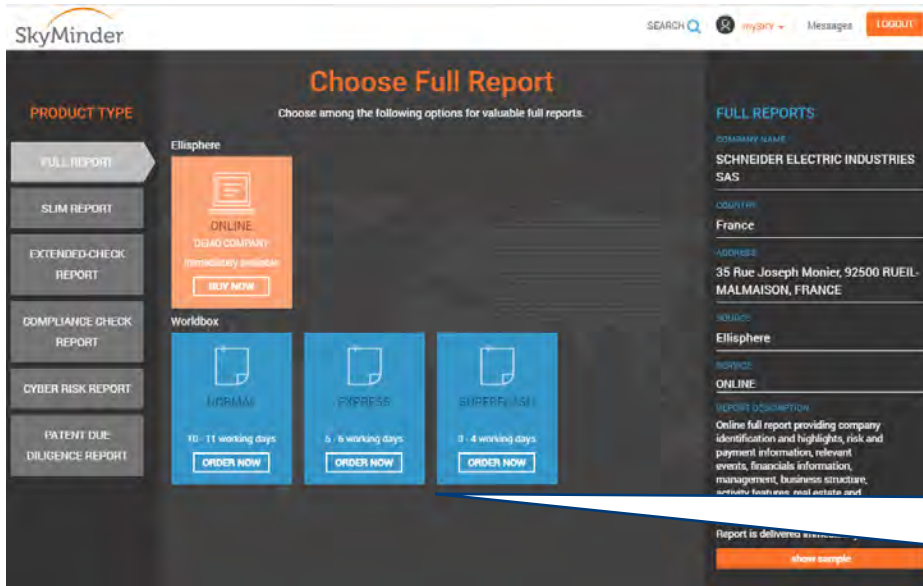
- NUMBER OF PRESS ENTITIES: 10
- LISTED IN STOCK EXCHANGE: no

Below this, there is a section for 'Press articles' with a table of results:

Date	Source	Title	Content
Apr 29, 2020	Flash Info	Succès de l'offre de Schneider Electric sur RIB Software	SCHNEIDER ELECTRIC annonce le succès de son offre sur l'Allemand RIB Software. Il s'agit d'une OPA volontaire qui porte sur la totalité des actions en circulation du fournisseur de logiciels de construction. L'offre avait été dévoilée en février pour 1,4 Md Euros, en vue de l'achat d'une part majoritaire.
Apr 09, 2018	Flash Info	INDUSTRIE : Usine Schneider Electric de Vaudreuil prend le virage numérique	L'usine du groupe SCHNEIDER ELECTRIC / T : 04.90.23.63.00 de Vaudreuil, spécialisée dans les connecteurs électriques et les variateurs de vitesses pour l'industrie, est le premier site du groupe européen du groupe à opérer un virage numérique et écologique, avec en ligne de mire une réduction de la consommation d'eau et d'électricité, l'installation de nombreux capteurs ou une meilleure valorisation des déchets. L'usine eurotise produit chaque année 12 millions de connecteurs, pour 360 salariés. *www.schneider-electric.fr
Nov 10, 2017	Flash Info	INGÉNIERIE : Schneider Electric lance une OPA sur IGE-XAD	Via sa filiale SCHNEIDER ELECTRIC / T : 01.41.29.85.00, le groupe SCHNEIDER ELECTRIC / T : 03.85.29.35.00 (siège social à Rueil-Malmaison/ Hauts-de-Seine), va acquérir la société IGE-XAD / T : 05.82.74.36.36 (siège social à Colomiers/ Haute-Garonne, CA 29,4 millions d'euros, marge opérationnelle de 27%), spécialisée dans la conception et la commercialisation de gestion du cycle de vie "Product Lifecycle Management" (PLM) et de simulation dédiée à l'électronique. L'OPA, qui doit encore être validée par l'Autorité des marchés financiers (AMF), se fera au prix de 132 euros par action, ont précisé les deux groupes dans un communiqué. *www.ige-xad.com *www.schneider-electric.com

## 2.4. FULL REPORT OFFLINE – ORDER NOW

### 2.4.1 CHOOSE AN ORDER NOW OPTION

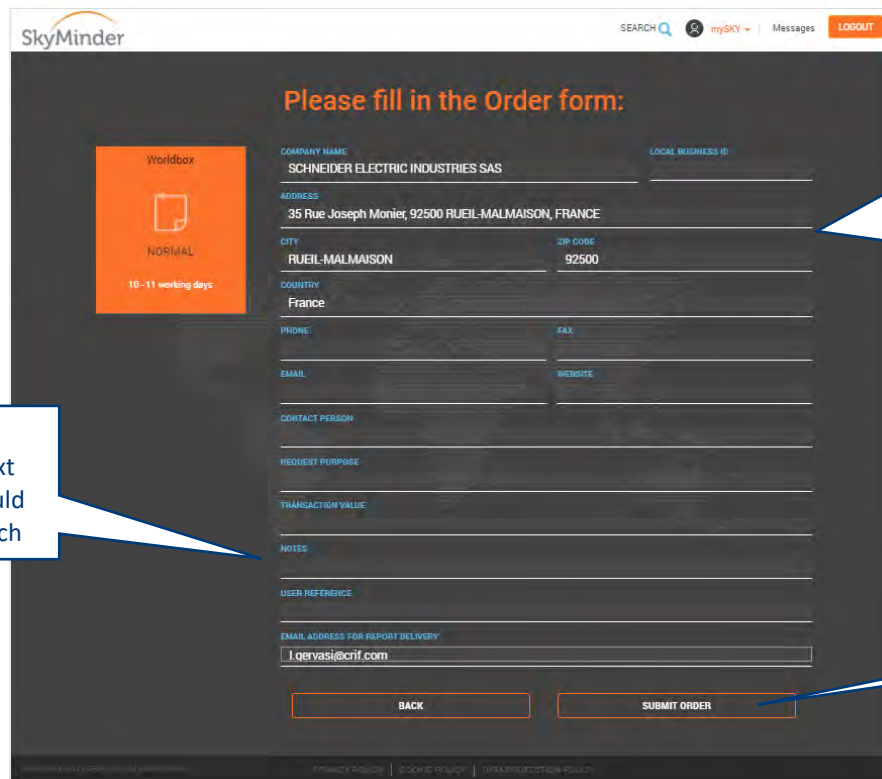


The screenshot shows the 'Choose Full Report' interface. On the left, a sidebar lists report types: FULL REPORT, SLIM REPORT, EXTENDED-CHECK REPORT, COMPLIANCE CHECK REPORT, CYBER RISK REPORT, and PATENT DUE-DILIGENCE REPORT. The 'FULL REPORT' is selected. The main area is divided into 'Ellisphere' and 'Worldbox' sections. The 'Worldbox' section offers three options: 'NORMAL' (10-11 working days), 'EXPRESS' (5-8 working days), and 'SUPERFLASH' (3-4 working days), each with an 'ORDER NOW' button. The 'FULL REPORTS' section on the right displays details for 'SCHNEIDER ELECTRIC INDUSTRIES SAS' in France, including the address '35 Rue Joseph Monier, 92500 RUEIL-MALMAISON, FRANCE' and the report type 'ONLINE'. A 'Report is delivered' button is visible at the bottom.

If there are not online reports or if you prefer an offline option, click on one of the offline **ORDER NOW** buttons displayed. Depending on the country, there can be more offline options or deliveries available.

### 2.4.2 FILL IN THE FORM AND CLICK ON SUBMIT ORDER

When you click on any ORDER NOW button, you open an ORDER FORM.



The screenshot shows the 'Please fill in the Order form:' page. The form is pre-filled with the same company information as the previous screenshot: 'SCHNEIDER ELECTRIC INDUSTRIES SAS', '35 Rue Joseph Monier, 92500 RUEIL-MALMAISON, FRANCE', 'RUEIL-MALMAISON', '92500', 'France'. The form includes fields for 'PHONE', 'FAX', 'EMAIL', 'WEBSITE', 'CONTACT PERSON', 'REQUEST PURPOSE', 'TRANSACTION VALUE', 'NOTES', 'USER REFERENCE', and 'EMAIL ADDRESS FOR REPORT DELIVERY' (pre-filled with 't.gervasi@crif.com'). At the bottom, there are 'BACK' and 'SUBMIT ORDER' buttons.

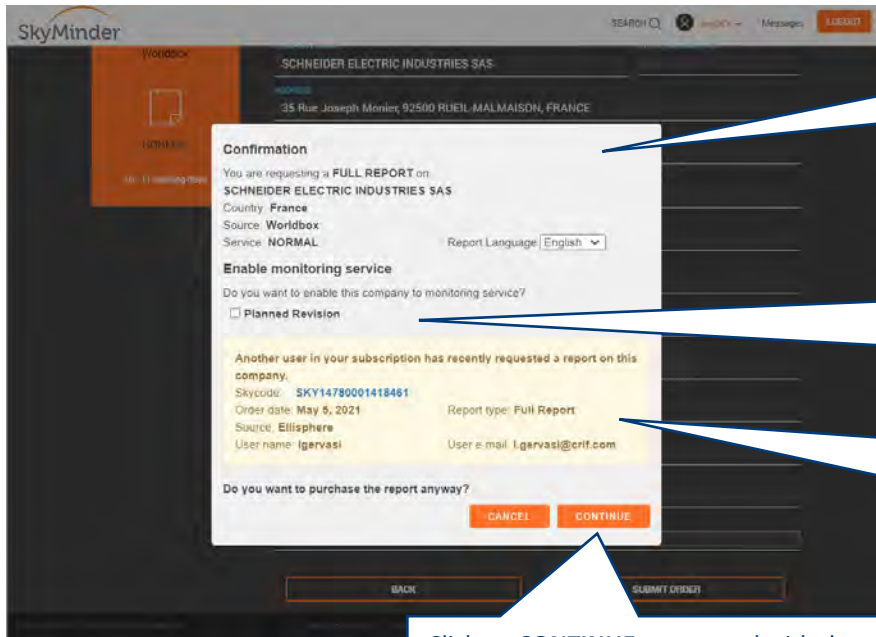
Fill in the form.

Remember: the **more details you provide, the better search results you can obtain.**

You can use the field **NOTES** to add free text which you think it could be useful for the search

Click on **SUBMIT ORDER.**





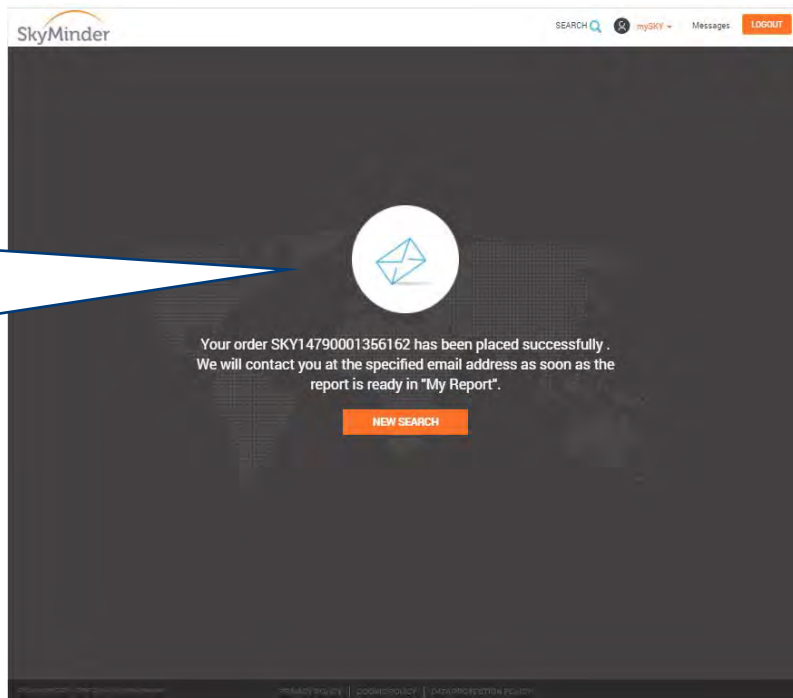
After clicking on **SUBMIT ORDER** a **pop up will open** asking you if you want to proceed with the purchase of the report.

Where available, while you purchase the report you will also be able to order a **monitoring service** contextually. For more information about Monitoring Services see chapter 10 "Monitoring Services".

In case you, or another user of your same company account, have already purchased a report on this company, you will find this information in this section highlighted in yellow.

Click on **CONTINUE** to proceed with the purchase of the full report.

This is the **order confirmation** you get after clicking on **COUNTINUE**.  
At the same time, you will receive the order confirmation by email.



## 2.5. FULL REPORT – GENERAL TABS’ CONTENT AND STRUCTURE OVERVIEW

Most reports available in SkyMinder layout are tabs structured as described in the previous paragraphs and as summarized in the below table. Reports available only in providers’ format have the same data except for the SKYMINDER RISK GRADE, the SKYMINDER SEMAPHORE and the SKYMINDER STATUS which are available only for reports in SkyMinder layout.

Of course, if the reports are in the provider’s format, the structure and layout are different and depend on the provider.

Very important: availability of each type of information or detail strictly depends on the country legislation, on the type of company and on other factors like willingness of the company to disclose data)

BUSINESS HIGHLIGHTS	RISK ASSESSMENT	RELEVANT EVENTS	FINANCIAL INFORMATION	BUSINESS MANAGEMENT	BUSINESS RELATIONSHIPS	ACTIVITY FEATURES	ADDITIONAL INFORMATION
Identification:  <ul style="list-style-type: none"> <li>• Company name, address and contact details</li> <li>• Company registration details</li> </ul>	Risk Evaluations: complete risk evaluation and scores of the provider (at least rating and credit limit)	Negative events Insolvencies, debts, unpaid checks, court judgments, collections, etc.	Balance sheet, profit and loss and financial ratios. Full financials as filed at the company registry or as disclosed to the provider. Number of years depending on the provider.	Management/directors	Shareholders	Activity/operations:  <ul style="list-style-type: none"> <li>• Company status</li> <li>• Employees</li> <li>• Industry/sector</li> <li>• Import/export information</li> <li>• Branches</li> </ul>	Real estate (premises owned or rented)
Highlights:  <ul style="list-style-type: none"> <li>• <b>SkyMinder rating</b></li> <li>• Provider Rating</li> <li>• Provider credit limit</li> <li>• <b>SkyMinder Semaphore</b></li> <li>• <b>Company status</b></li> <li>• <b>SkyMinder Company Status</b></li> <li>• Payment information</li> <li>• Presence of adverse data</li> <li>• Employees</li> <li>• Parent</li> <li>• Industry</li> <li>• Latest account date</li> <li>• Main financial factors</li> </ul>	Payment experiences/information: information about payments	Historical and legal events: Company changes at the company registry			Business structure: related companies	Company registry data:  <ul style="list-style-type: none"> <li>• Legal form</li> <li>• Registration date</li> <li>• Registration number and address</li> </ul>	Press and other information
						Bank connections: bank names	

### 3. SLIM REPORT

#### 3.1. AFTER SEARCHING AND CHOOSING A COMPANY, SELECT SLIM REPORT

Search a company (see Chapter 1 “SEARCH A COMPANY”) and click on the company of your interest in the result list.

Select product type **SLIM REPORT**

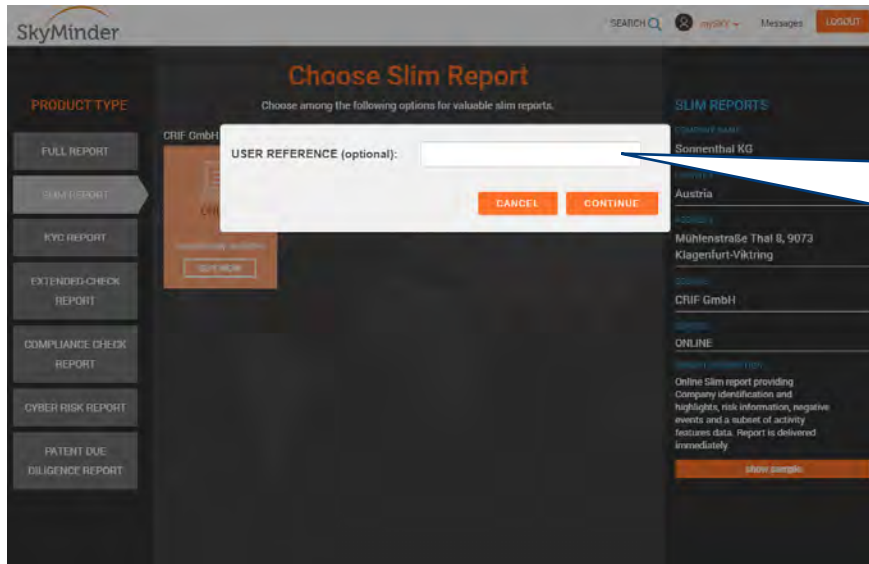
Click on **BUY NOW** to purchase the report. If the report is offline, there will be the **ORDER NOW OPTION** (in this case the steps to follow are the same as explained in paragraph 2.4.2)

After clicking on **BUY NOW** a **pop up will open** asking you if you want to proceed with the purchase of the report.

Where available, while you purchase the report you will also be able to order a **monitoring service** contextually. For more information about Monitoring Services see chapter 10

In case you, or another user of your same company account, have already purchased a report on this company, you will find this information in this section highlighted in yellow.

Click on **CONTINUE** to proceed with the purchase of the slim report.



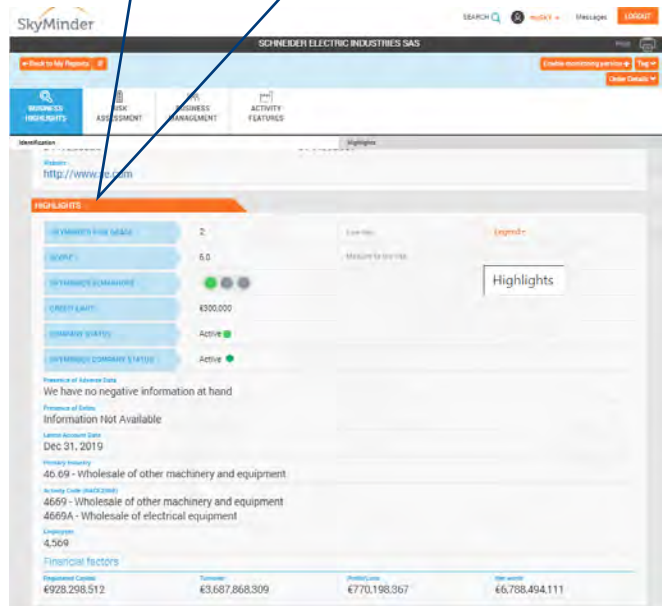
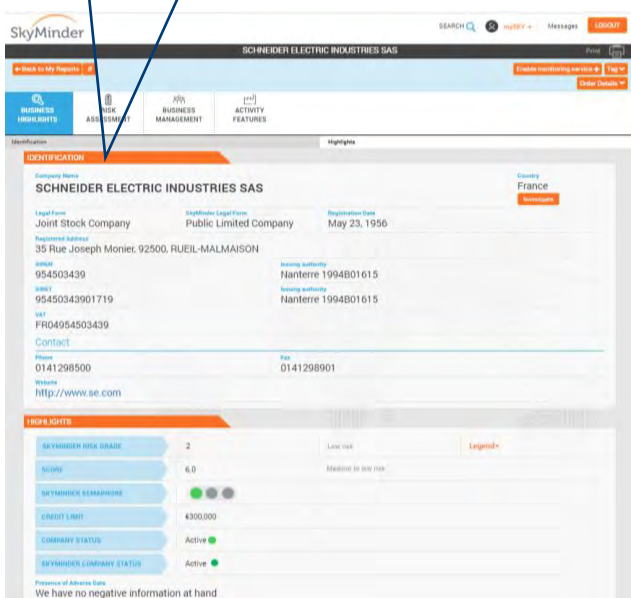
Insert **USER REFERENCE** if you need to add an internal reference or code (optional), then click on **CONTINUE**

### 3.2. SLIM REPORT – STRUCTURE AND DATA CONTENT

#### 3.2.1 SLIM REPORT – BUSINESS HIGHLIGHTS TAB

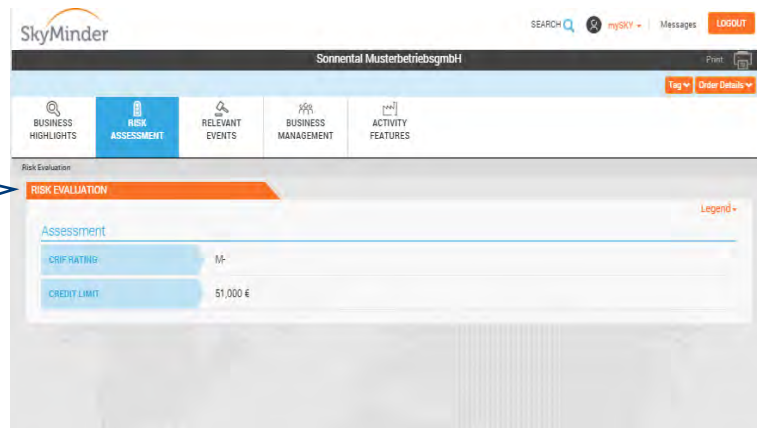
The **BUSINESS HIGHLIGHT TAB** has two sections. The **IDENTIFICATION** one includes identity, contact and registration details.

Under the **HIGHLIGHTS** we have an overview of the main credit information on the company. The SkyMinder Risk Grade, the SkyMinder Semaphore and the SkyMinder Status are in this section. They are only normalization of providers' data.  
Main financial factors are included in this section.



### 3.2.2 SLIM REPORT – CREDIT ASSESSMENT TAB

In the **RISK EVALUATION** section, you find the provider's credit rating and the credit limit.

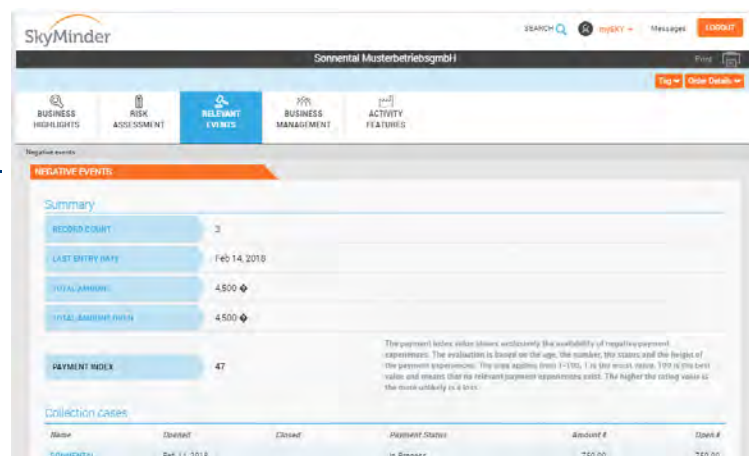


The screenshot shows the SkyMinder interface for 'Sonntental MusterbetriebsgmbH'. The 'RISK ASSESSMENT' tab is selected. Under the 'Risk Evaluation' section, the 'RISK EVALUATION' sub-tab is active. The 'Assessment' section displays the following data:

Assessment	Value
CRIF RATING	M
CREDIT LIMIT	51,000 €

### 3.2.3 SLIM REPORT – RELEVANT EVENTS TAB

In this tab the **NEGATIVE EVENTS** are listed.



The screenshot shows the SkyMinder interface for 'Sonntental MusterbetriebsgmbH'. The 'RELEVANT EVENTS' tab is selected. Under the 'Negative events' section, the 'RELEVANT EVENTS' sub-tab is active. The 'Summary' section displays the following data:

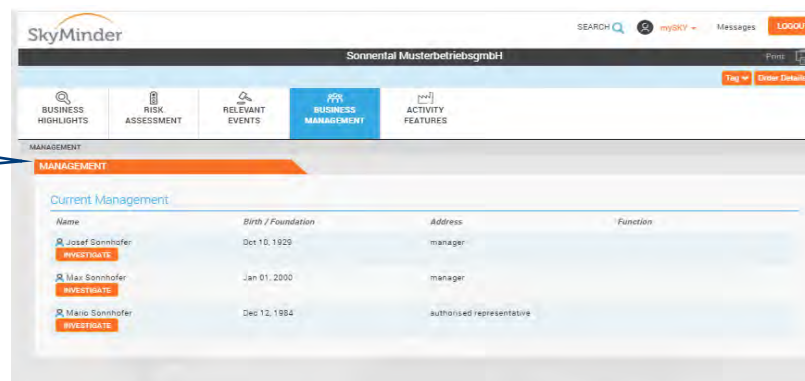
Summary	Value
RECORD COUNT	3
LAST ENTRY DATE	Feb 14, 2018
TOTAL AMOUNT	-500
TOTAL AMOUNT OVER	-500
PAYMENT INDEX	47

Below the summary, there is a 'Collection cases' table:

Name	Event	Event	Payment Status	Amount €	Over €
SONNENTAL	Feb 14, 2018	Event	In Process	750.00	750.00

### 3.2.4 SLIM REPORT – BUSINESS MANAGEMENT TAB

In this tab the main current **DIRECTORS** are listed.

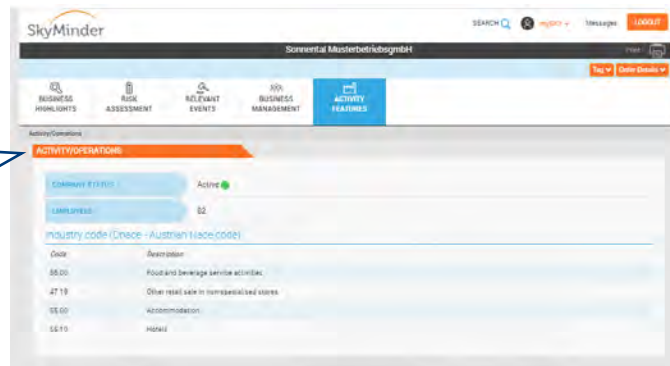


The screenshot shows the SkyMinder interface for 'Sonntental MusterbetriebsgmbH'. The 'BUSINESS MANAGEMENT' tab is selected. Under the 'MANAGEMENT' section, the 'MANAGEMENT' sub-tab is active. The 'Current Management' section displays the following data:

Name	Birth / Foundation	Address	Function
Joseph Sonnhöfer INVESTIGATE	Dec 10, 1929	manager	
Ilse Sonnhöfer INVESTIGATE	Jan 01, 2000	manager	
Mario Sonnhöfer INVESTIGATE	Dec 12, 1984	authorised representative	

### 3.2.5 SLIM REPORT – ACTIVITY FEATURES TAB

Under the **ACTIVITY FEATURES** you find the company status, the number of employees and the main activity codes.



### 3.3. SLIM REPORT – GENERAL TABS’ CONTENT AND STRUCTURE OVERVIEW

Most reports available in SkyMinder layout are tab structured as described in the previous paragraphs and as summarized in the below table. Reports available only in providers’ format have the same data except for the SKYMINDER RISK GRADE, the SKYMINDER SEMAPHORE and the SKYMINDER STATUS which are available only for reports in SkyMinder layout. Of course the structure and layout of reports in provider’s format are different and depends on the provider.

Very important: availability of each type of information or detail strictly depends on the country legislation, on the type of company and on other factors like willingness of the company to disclose data.

BUSINESS HIGHLIGHTS	RISK ASSESSMENT	RELEVANT EVENTS	BUSINESS MANAGEMENT	ACTIVITY FEATURES
<p>Identification:</p> <ul style="list-style-type: none"> <li>Company name, address and contact details</li> <li>Company registration details</li> </ul>	<p>Risk Evaluations (only provider’s Rating and credit limit)</p>	<p>Negative events:</p> <p>Insolvencies, debts, unpaid checks, court judgments, collections, etc</p>	<p>Management/directors</p>	<p>Activity/operations:</p> <ul style="list-style-type: none"> <li>Company status</li> <li>Employees</li> <li>Main industry</li> </ul>
<p>Highlights:</p> <ul style="list-style-type: none"> <li>SkyMinder rating</li> <li>Provider Rating</li> <li>Provider credit limit</li> <li>SkyMinder Semaphore</li> <li>Company status</li> <li>SkyMinder Company Status</li> <li>Payment information</li> <li>Presence of adverse data</li> <li>Employees</li> <li>Parent</li> <li>Industry</li> <li>Latest account date</li> <li>Main financial factors (turnover, net worth, profit &amp; loss)</li> </ul>				

## 4. VERIFICATION REPORT

### 4.1. SEARCH A COMPANY (SEE CHAPTER 1 “SEARCH A COMPANY”) AND CLICK ON THE COMPANY OF YOUR INTEREST IN THE RESULT LIST.

Select product type **VERIFICATION REPORT.**

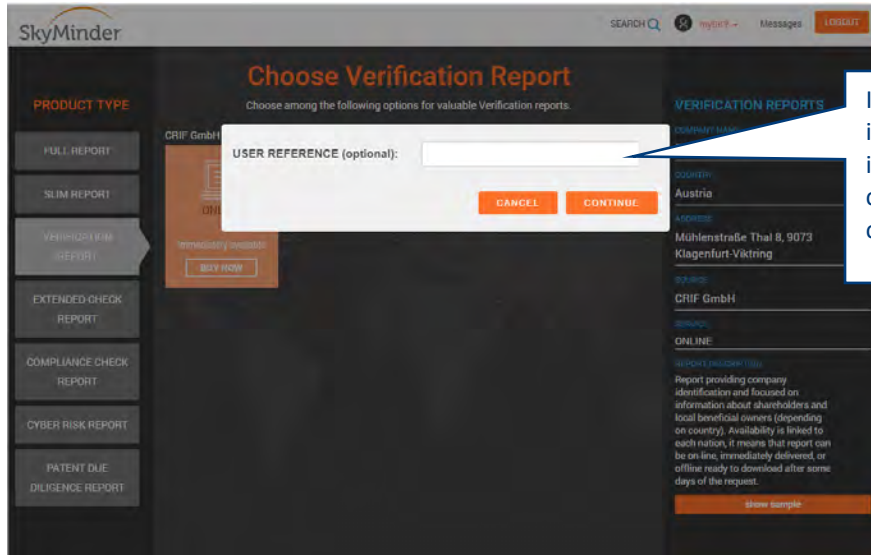
Click on **BUY NOW** to purchase the report. If the report is offline, there will be the **ORDER NOW OPTION** (in this case the steps to follow are the same as explained in paragraph 2.4.2).

After clicking on **BUY NOW** a **pop up** will open.

Where available, while you purchase the report you will also be able to order a **monitoring service** contextually. For more information about Monitoring Services see chapter 10 “Monitoring Services”.

In case you, or another user of your same company account, have already purchased a report on this company, you will find this information in this section highlighted in yellow.

Click on **CONTINUE** to proceed with the purchase of the verification



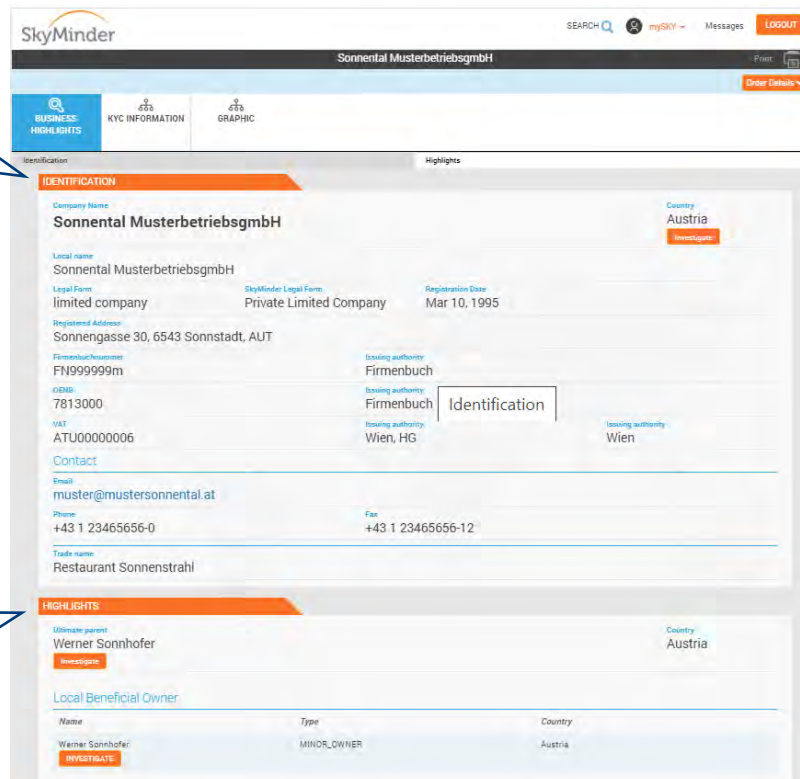
Insert **USER REFERENCE** if you need to add an internal reference or code (optional), then click on **CONTINUE**.

## 4.2. VERIFICATION REPORT – STRUCTURE AND DATA CONTENT

### 4.2.1 VERIFICATION REPORT – BUSINESS HIGHLIGHTS TAB

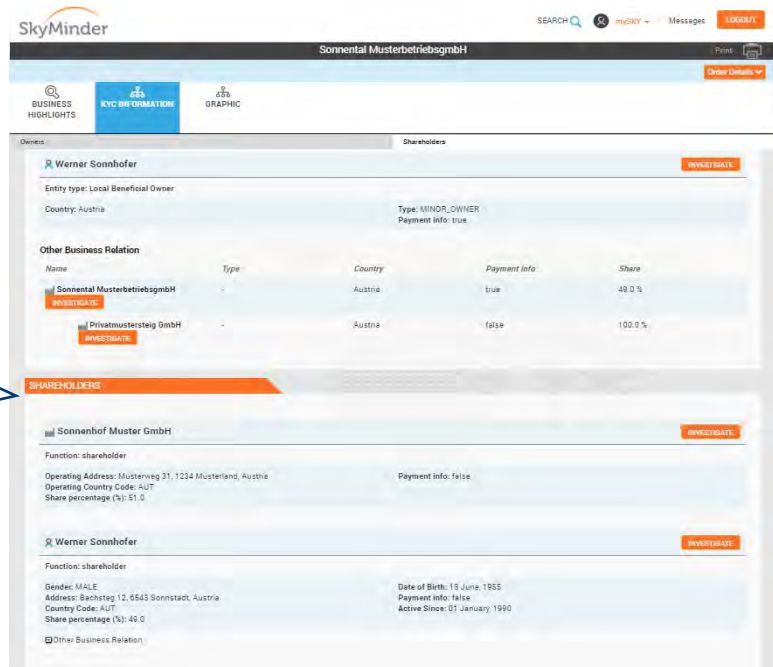
The **BUSINESS HIGHLIGHTS** TAB has two sections. The **IDENTIFICATION** one includes identity, contact and registration details.

In the **HIGHLIGHTS** we have a preview of the shareholders or ultimate parents. Where available we also have the local beneficial owner.





#### 4.2.2 VERIFICATION REPORT – KYC INFORMATION TAB



In the **KYC INFORMATION TAB** there are all the details available about the shareholders (where possible also about parent company or beneficial owner).

#### 4.3. VERIFICATION REPORT – GENERAL TABS’ CONTENT AND STRUCTURE OVERVIEW

Most reports available in SkyMinder layout are tab structured as described in the previous paragraphs and as summarized in the below table. Of course the structure and layout of reports in provider’s format are different and depends on the provider. Very important: availability of each type of information or detail strictly depends on the country legislation, on the type of company and on other factors like willingness of the company to disclose data.

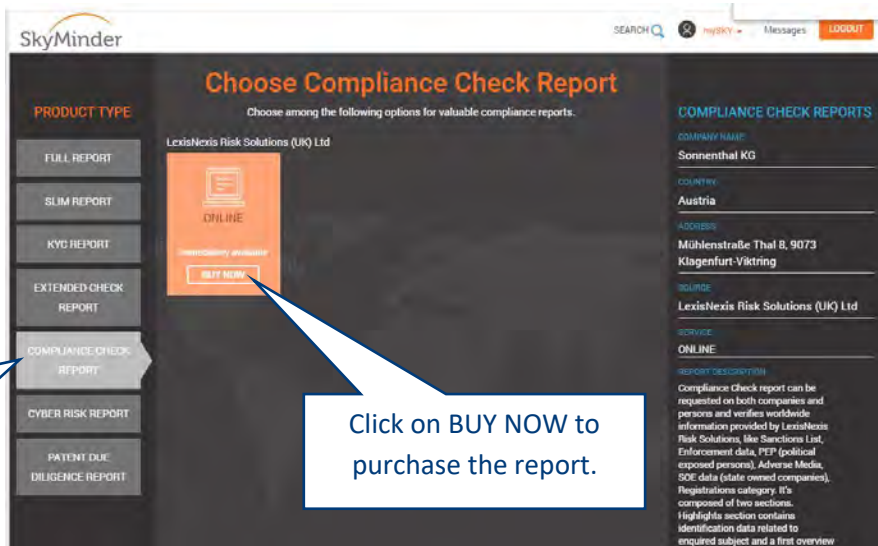
BUSINESS HIGHLIGHTS	KYC INFORMATION	GRAPHIC
<b>Identification:</b> <ul style="list-style-type: none"> <li>Company name, address and contact details</li> <li>Company registration details</li> </ul>	Shareholders or local beneficial owner	Graphic representation of the business structure
<b>Highlights:</b> <ul style="list-style-type: none"> <li>Company status</li> <li>SkyMinder Company Status</li> <li>Shareholders</li> <li>Domestic beneficial owner (limited availability)</li> </ul>	Business structure	

## 5. COMPLIANCE CHECK REPORT

### 5.1. THE COMPLIANCE CHECK REPORT CAN BE ORDERED ON A COMPANY OR ON A PERSON

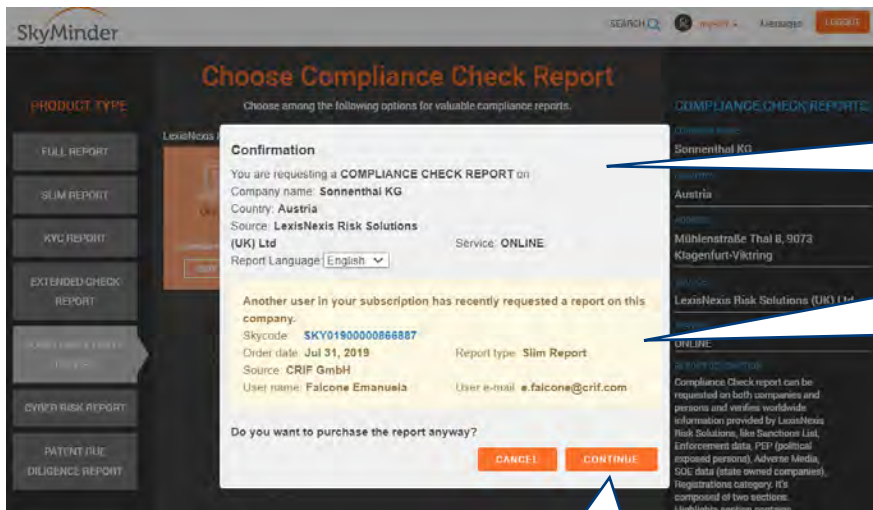
#### 5.1.1 SEARCH A COMPANY

See Chapter 1 “SEARCH A COMPANY”) and click on the company of your interest in the result list.



Select product type  
**COMPLIANCE CHECK REPORT.**

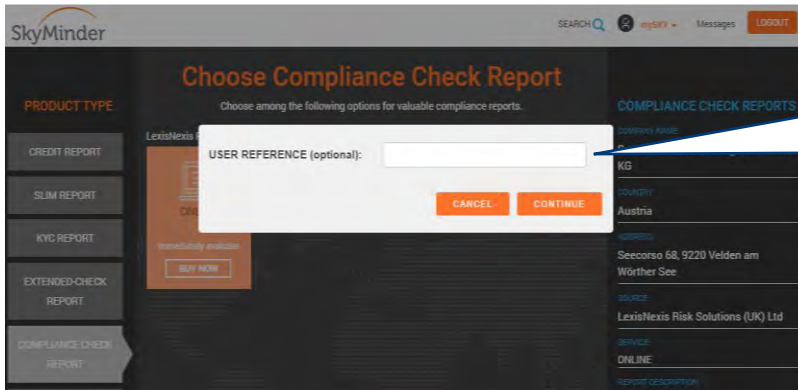
Click on **BUY NOW** to purchase the report.



After clicking on **BUY NOW** a **pop up** will open asking you if you want to proceed with the purchase of the report.

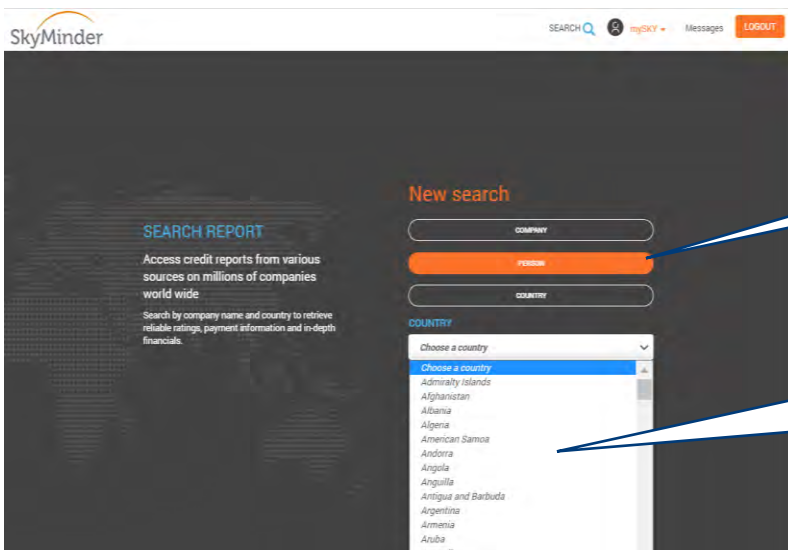
In case you, or another user of your same company account, have already purchased a report on this company, you will find this information in this section highlighted in yellow.

Click on **CONTINUE** to proceed with the purchase of the slim report.



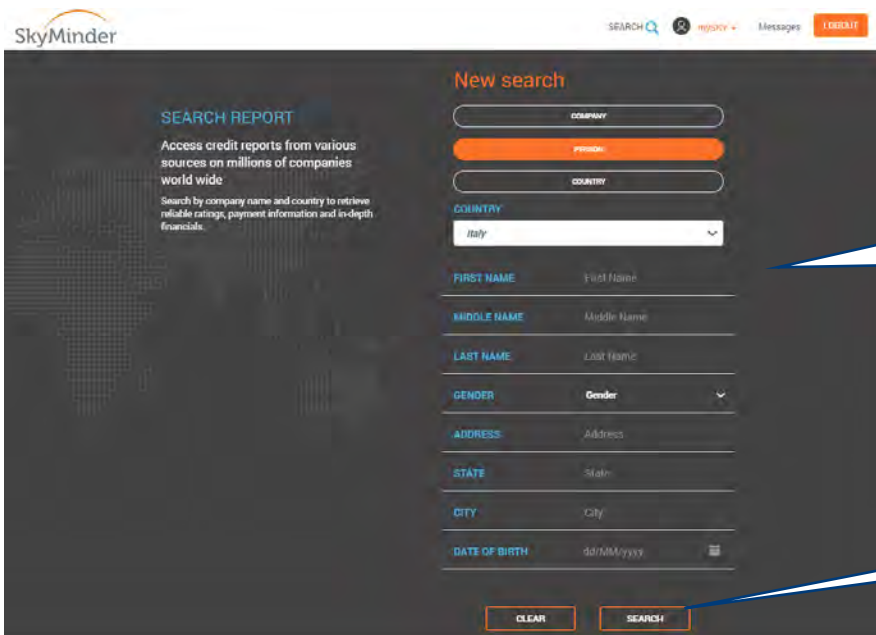
Insert **USER REFERENCE** if you need to add an internal reference or code (optional), then click on **CONTINUE**.

### 5.1.2 SEARCH A PERSON



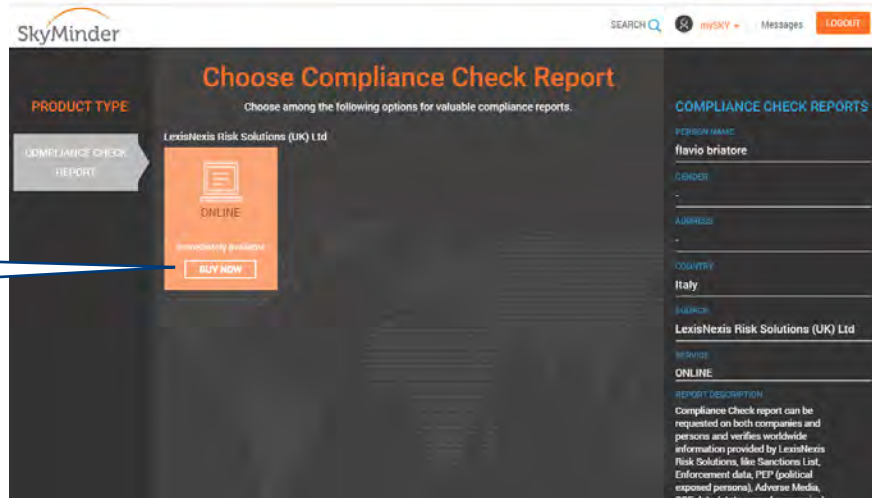
Select **PERSON**.

Choose the **COUNTRY** of your interest in the drop down menu country list.

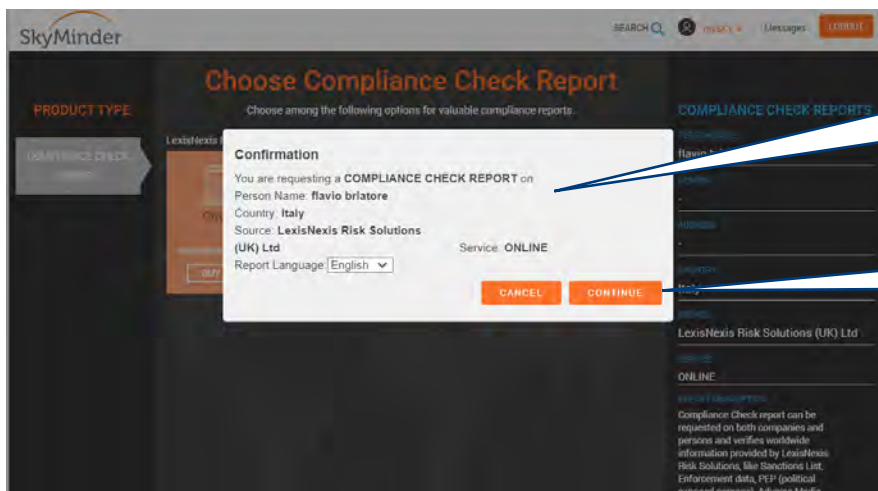


Insert the person's data. The **minimum required** details are **FIRST NAME AND LAST NAME**, however the more details you provide, the better results you can obtain.

Then click on **SEARCH**.

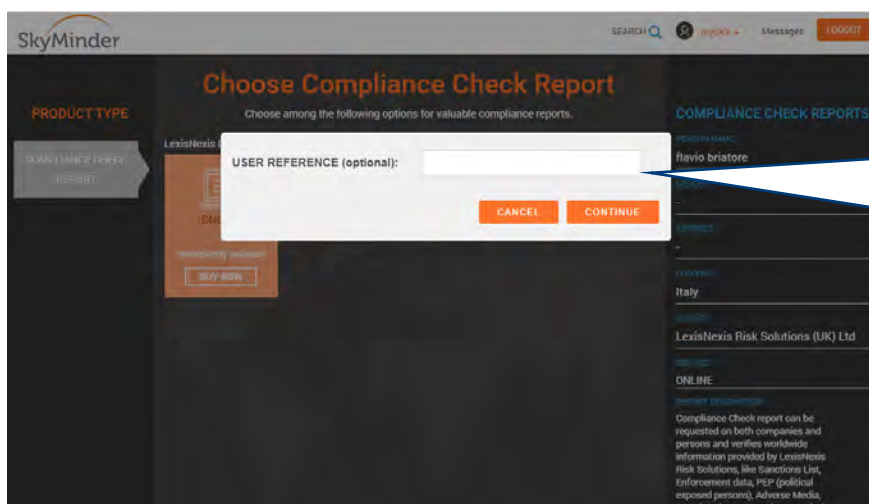


Click on **BUY NOW**.



After clicking on **BUY NOW** a **pop up** will **open** asking you if you want to proceed with the purchase of the report.

Click on **CONTINUE** to proceed with the purchase of the slim report.



Insert **USER REFERENCE** if you need to add an internal reference or code (optional), then click on **CONTINUE**.

## 5.2. COMPLIANCE CHECK REPORT CONTENT AND STRUCTURE

### 5.2.1 COMPLIANCE CHECK REPORT – HIGHLIGHTS TAB

The structure of the compliance check report is the same both for a company or a person.

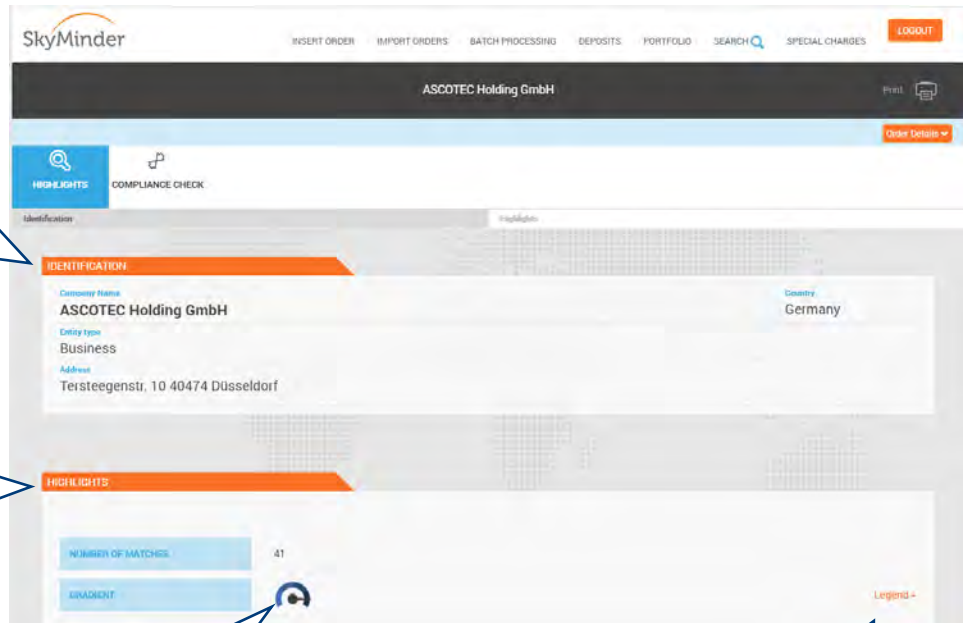
In the **IDENTIFICATION** section the name and the address of the company searched are displayed.

In case of a person, the data of the person searched are included.

In the **HIGHLIGHTS** there is a preview of the number of matches found in LexisNexis Risk Solutions (UK) Ltd database.

The **GRADIENT** is a graphical representation of the search results

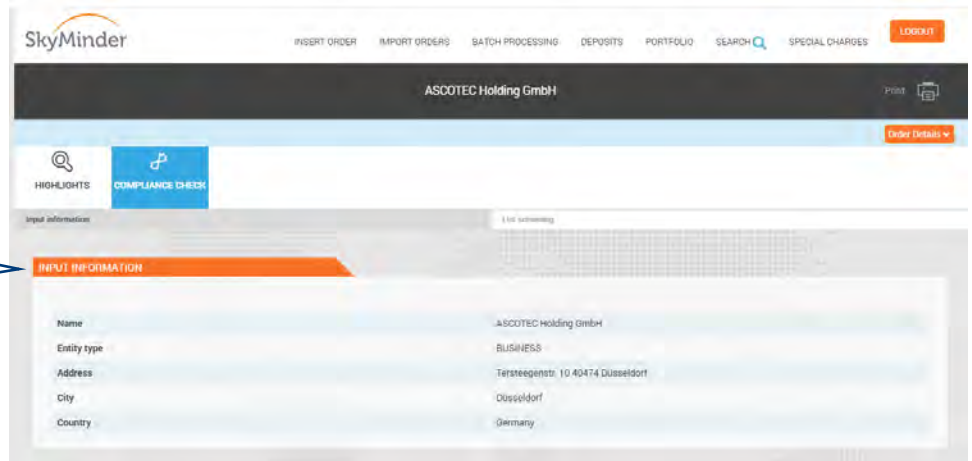
By clicking on the **LEGEND** you get an explanation of the GRADIENT.

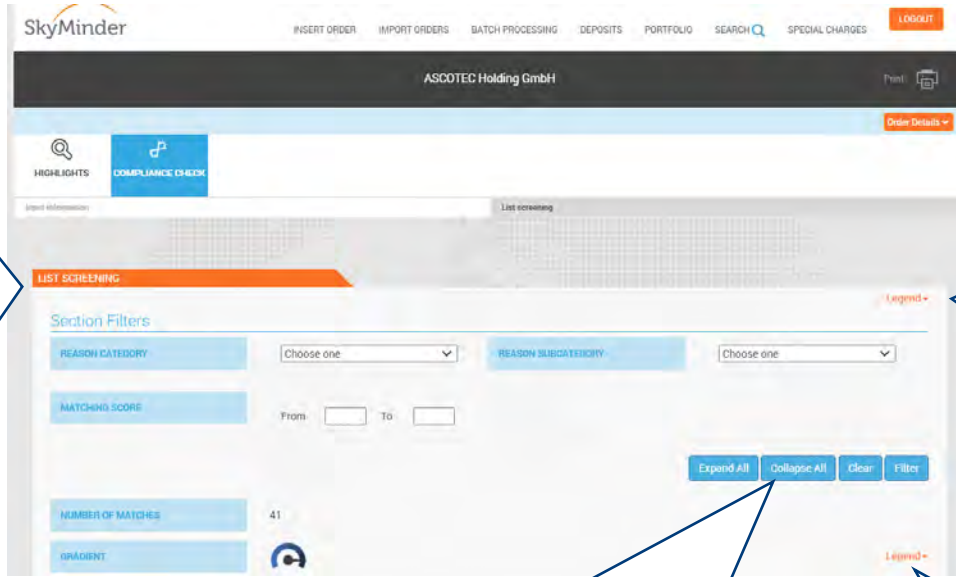


### 5.2.2 COMPLIANCE CHECK REPORT – COMPLIANCE CHECK TAB

In this tab you get all the details of the results found in Lexis Nexis Risk Solution (UK) Ltd database about the entity searched.

In the **INPUT INFORMATION** you find the details you provided on the company or on the person you searched.



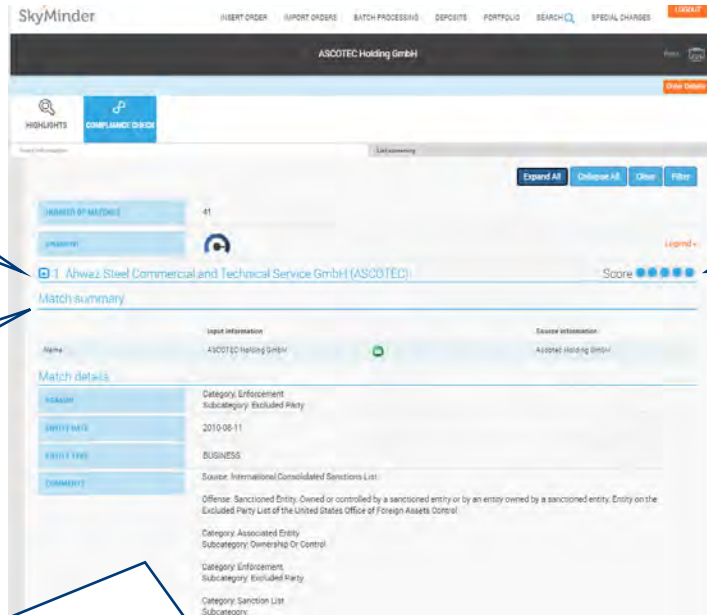


In the **LIST SCREENING** you first find the **SECTION FILTERS** that can be used to filter the results by **REASON CATEGORY**, **REASON SUBCATEGORY** or **MATCHING SCORES**. If no filter is selected all the results will be displayed.

This is the **MATCHING SCORE LEGEND**, helping you to understand the bullets score that you will find next to each result.

By default, the results are expanded, but it is possible to collapse them all in order to have a quick overview of all the entities found at a list level without details.

This is the **LEGEND** of the **GRADIENT**.



All the result found in Lexis Nexis Risk Solutions database are now displayed with all details.

For each entity found by Lexis Nexis there is a **MATCHING SCORE** indicating how the entity found is close to the one you searched.

In the **MATCH SUMMARY** an icon tells us if the input data are equal, similar or different from the one retrieved by the source.

In the **MATCH DETAILS** there are all the details regarding the entity found by the source:  
**REASON:** the category and the subcategory of the lists where the entity has been found  
**ENTITY DATE**  
**ENTITY TYPE** (business or individual)  
**COMMENTS:** under the comments we have more details about the categories and subcategories where the entity has been found, there can also be the **ASSOCIATIONS** (related individuals or companies), the last update of the sources and under the **PROFILE NOTES** with general and detailed information retrieved on the entity.

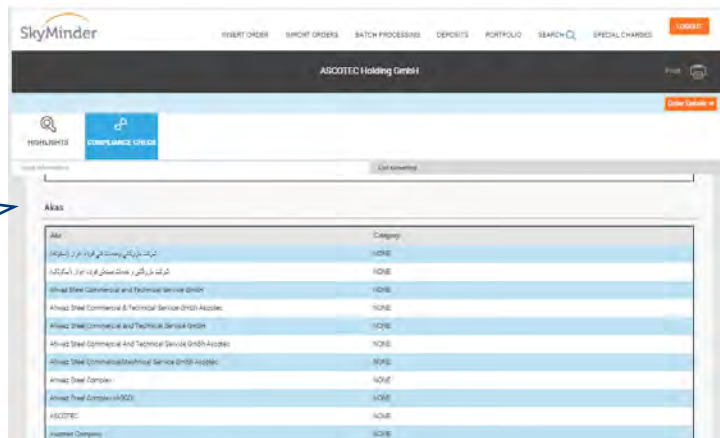
In the **ADDRESSES** there are the possible addresses of the entity found in the source's database.

In the **IDs** there are identification codes of the entity found in the source's database.

In the **ADDITIONAL INFORMATION** we found other information including the list of the sources where the entity has been found.



In the **AKAS (Also Known As)** we find all the akas found in Lexis Nexis Risk Solutions' s sources.



### 5.3. COMPLIANCE CHECK REPORT – GENERAL TABS’ CONTENT AND STRUCTURE OVERVIEW

Entities searched: a company or a person. Very important: the entity name is checked against thousands of public lists, results reported are based on matching scores only.

HIGHLIGHTS	COMPLIANCE CHECK
Identification: Company name, entity type (company or person), address	Input information
Highlights: <ul style="list-style-type: none"> <li>Number of matches</li> <li>Gradient</li> </ul>	List screening <ul style="list-style-type: none"> <li>Section Filters (possibility to filter results by Reason category, Reasons subcategory and Matching score)</li> <li>Number of matches</li> <li>Gradient</li> <li>Entities found and match details (entity name, matching score, category and subcategory, complete details/comments, addresses, ids, additional information, akas)</li> </ul>

## 6. EXTENDED CHECK REPORT

The Extended Check Report is a report composed of a FULL REPORT from the full report provider and an additional tab COMPLIANCE CHECK from Lexis Nexis.

### 6.1. SEARCH A COMPANY (SEE CHAPTER 1 “SEARCH A COMPANY”) AND CLICK ON THE COMPANY OF YOUR INTEREST IN THE RESULT LIST.

Select **EXTENDED CHECK REPORT** in the product list.

Among the options available, select the one you prefer. **BUY NOW** is an online immediately displayed report. **ORDER NOW** is an offline report.

IF YOU NEED EXPLANATION ON THE REPORT ORDER PROCESS WHEN YOU CLICK ON BUY NOW OR ORDER NOW, SINCE THIS IS STANDARD FOR ALL TYPE OF REPORTS, PLEASE SEE PARAGRAPH 2.2 (BUY NOW) OR 2.4 (ORDER NOW)

### 6.2. EXTENDED CHECK REPORT STRUCTURE

#### 6.2.1 EXTENDED CHECK REPORT– FULL REPORT TABS

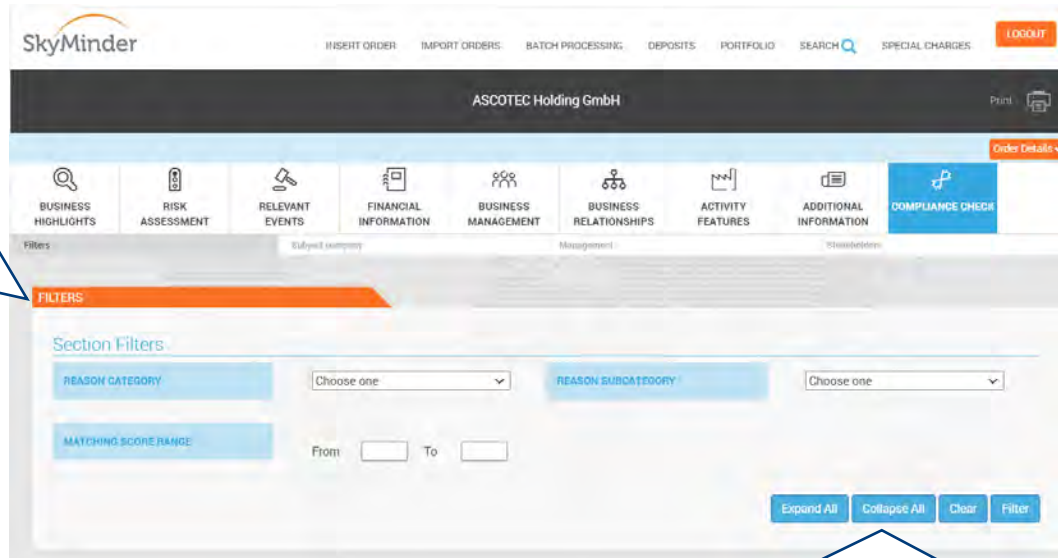
All the tabs except for the last one (the compliance check tab) are those of a standard full report and the source is the provider of the full report. For these tabs please see paragraph 2.5

The source of the **COMPLIANCE CHECK** tab is Lexis Nexis Risk Solutions. The company name, the directors and the shareholders mentioned in the full report tabs are checked in the Lexis Nexis database and this tab includes the results of these checks.



## 6.2.2 EXTENDED CHECK REPORT – COMPLIANCE CHECK TAB

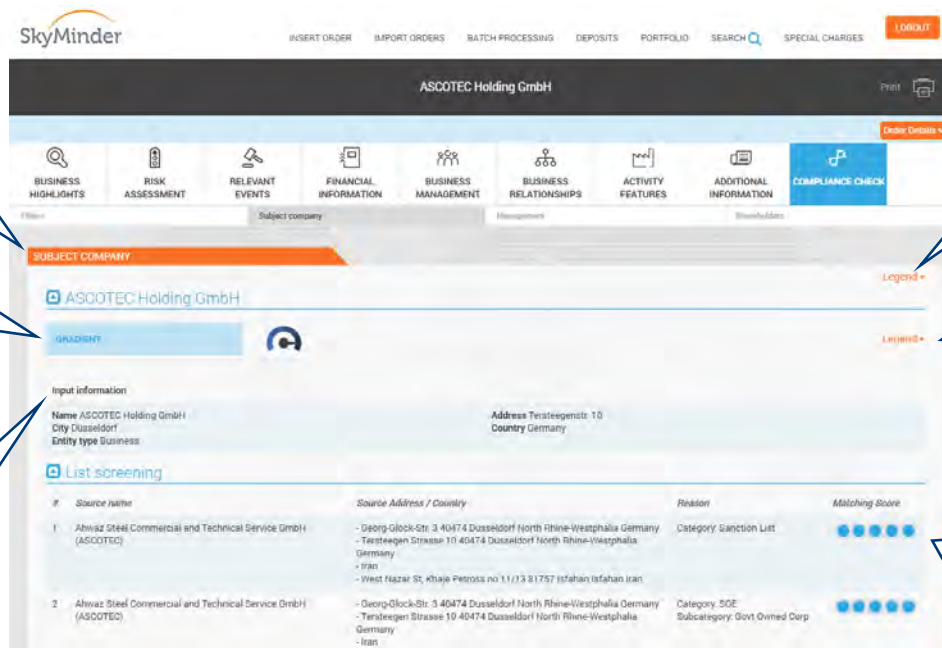
### 6.2.2.1. COMPLIANCE CHECK TAB - FILTERS



In the first undersection of this tab we find the **FILTERS** that can be applied to filter the result of the search. Results can be filtered by **REASON CATEGORY**, **REASON SUBCATEGORY** AND **MATCHING SCORE RANGE**.

By default, the results are expanded, but it is possible to collapse them all in order to have a quick overview of all the entities found at a list level without details.

### 6.2.2.2. COMPLIANCE CHECK TAB – SUBJECT COMPANY



In this undersections there are the results of the check of the **SUBJECT COMPANY** in Lexis Nexis' database.

The **GRADIENT** is a graphical representation of the search results.

The **INPUT INFORMATION** includes the details of the subject companies as found in the full report.

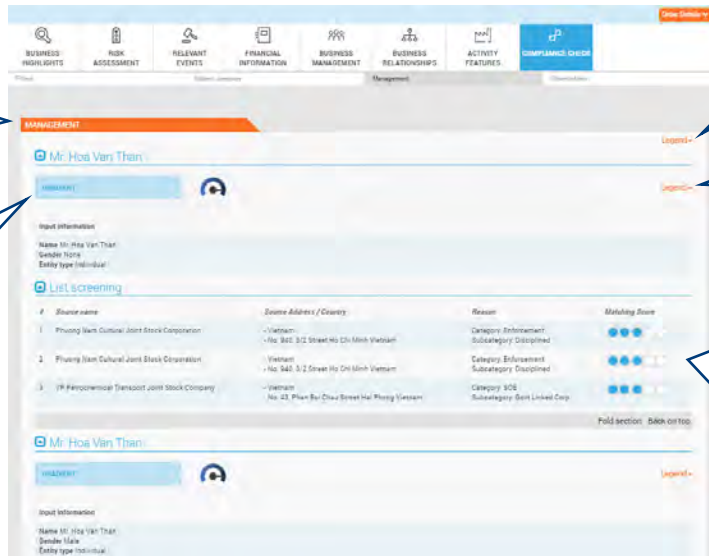
This is the **MATCHING SCORE LEGEND**.

This is the **GRADIENT LEGEND**,

The **MATCHING SCORE** indicates how the entity found is close to the one searched.

Under **LIST SCREENING** there are all the matches found in Lexis Nexis database. For each result we have the Source Name, the Source Address, the Reason with the Category and Subcategory (the type of lists) and the Matching Score.

**6.2.2.3. COMPLIANCE CHECK TAB – MANAGEMENT**



Here there are the results of the checks in the Lexis Nexis database of the **DIRECTORS** found in the full report.

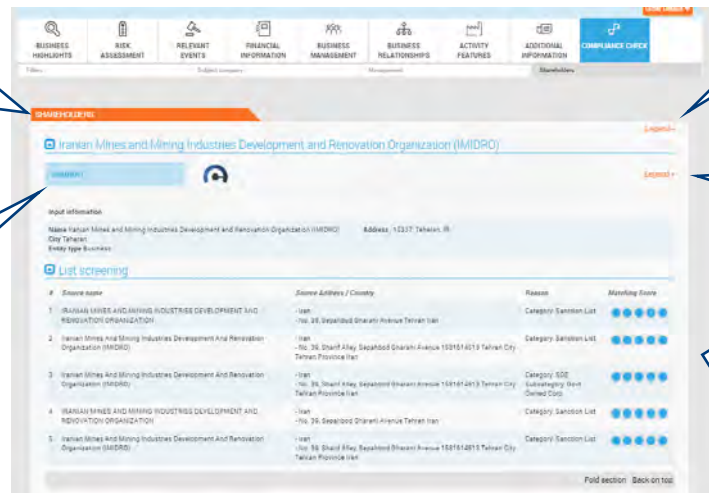
For each director searched, there is a gradient. The **GRADIENT** is a graphical representation of the search results.

This is the **MATCHING SCORE LEGEND.**

This is the **GRADIENT LEGEND.**

For each director, under list screening, there are all the matches found in Lexis Nexis database. For each result we have the Source Name, the Source Address, the Reason with the Category and Subcategory (the type of lists) and the Matching Score.

**6.2.3 COMPLIANCE TAB – SHAREHOLDERS**



Here there are the results of the checks in the Lexis Nexis database of the **SHAREHOLDERS** found in the full report.

For each shareholder searched, there is a gradient. The **GRADIENT** is a graphical representation of the search results.

This is the **MATCHING SCORE LEGEND.**

This is the **GRADIENT LEGEND.**

For each shareholder, under list screening, there are all the matches found in Lexis Nexis database. For each result we have the Source Name, the Source Address, the Reason with the Category and Subcategory (the type of lists) and the Matching Score.

### 6.3. EXTENDED CHECK REPORT – GENERAL TABS’ CONTENT AND STRUCTURE OVERVIEW

**Source:** the full report provider PLUS Lexis Nexis Risk Solutions for the Compliance Check part

**Very important:** the entity name is checked against thousands of public lists, results reported are based on matching scores only

**For the full report part:** availability of each item mentioned below strictly depends on the country legislation, on the type of company and on other factors like the willingness of the company to disclose data. For the compliance check: the entities name is checked against thousands of public lists, results reported are based on matching scores only.

BUSINESS HIGHLIGHTS	RISK ASSESSMENT	RELEVANT EVENTS	FINANCIAL INFORMATION	BUSINESS MANAGEMENT	BUSINESS RELATIONSHIPS	ACTIVITY FEATURES	ADDITIONAL INFORMATION	COMPLIANCE CHECK
See Full Report Structure to see content of these tabs								<p><b>FILTERS:</b> possibility to filter results by Reason category, Reasons subcategory and matching score)</p> <p><b>SUBJECT COMPANY:</b> Screening results on the company name as found in the full report Gradient Entities found and match details (entity name, matching score, category and subcategory)</p> <p><b>MANAGEMENT:</b> screening results on the managers/directors found in the full report Gradient Entities found and match details (entity name, matching score, category and subcategory)</p> <p><b>SHAREHOLDERS:</b> screening results on the shareholders found in the full report Gradient Entities found and match details (entity name, matching score, category and subcategory)</p> <p><b>ULTIMATE PARENT:</b> screening results on the ultimate parent found in the full report Gradient Entities found and match details (entity name, matching score, category and subcategory)</p>

## 7. CYBER RISK REPORT

The Cyber Risk Reports included the results of vulnerability checks made on a company’s website and related domains. It is possible to check up to two websites for each company.

### 7.1. SEARCH A COMPANY (SEE CHAPTER 1 “SEARCH A COMPANY”) AND CLICK ON THE COMPANY OF YOUR INTEREST IN THE RESULT LIST.

**Select CYBER RISK REPORT.**

The Cyber Risk Report is always offline, so click on **ORDER NOW.**

### 7.2. FILL IN THE FORM AND CLICK ON SUBMIT ORDER

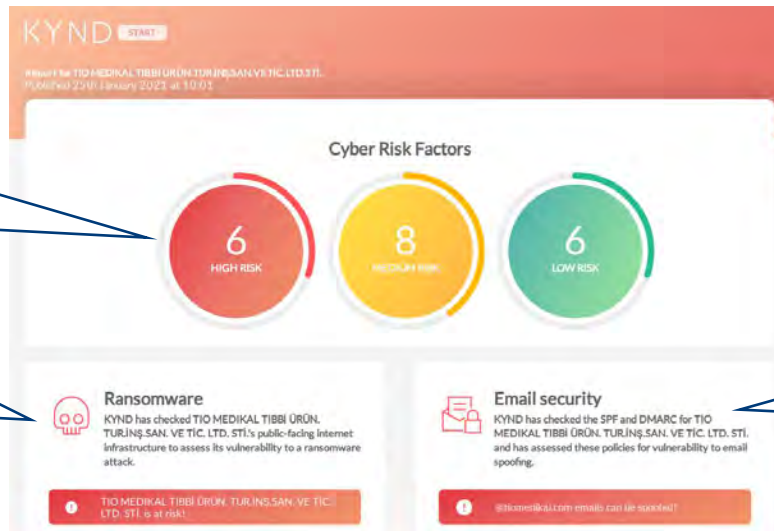
**In addition to company data, to order a cyber risk report it is mandatory to insert up to two WEBSITES.**

**Click on SUBMIT ORDER**

### 7.3. CYBER RISK REPORT

When the report is ready you will find it in MY REPORTS. The report is in PDF in the original provider's format.

#### 7.3.1 CYBER RISK REPORT – CYBER RISK FACTORS

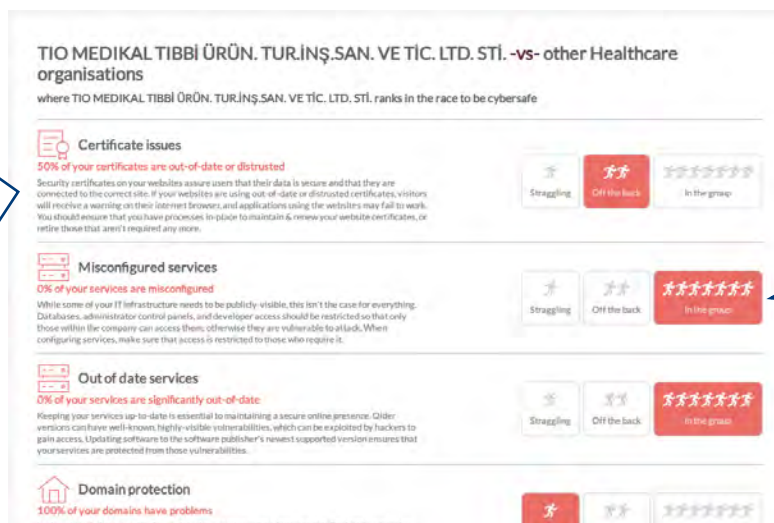


Immediate visualization of **HIGH, MEDIUM and LOW RISK** factors identified.

Immediate visualization of **RANSOMWARE** vulnerability.

Immediate visualization of **EMAIL SECURITY** risks.

#### 7.3.2 CYBER RISK REPORT – SUBJECT COMPANY VS. OTHER COMPANIES OF THE SAME INDUSTRY



The subject company website security is compared to the average of the industry. Four main aspects are considered: **CERTIFICATE ISSUES, MISCONFIGURED SERVICES, OUT OF DATE SERVICES, DOMAIN PROTECTION.**

See if the subject company is **IN THE GROUP, OFF THE BACK or STRUGGLING.**

### 7.3.3 CYBER RISK REPORT – WHERE TO START: THE PROVIDER SUGGESTS WHICH ARE THE FIRST FIVE ISSUES TO BE ADDRESSED.

See the 5 most urgent issues to be solved or improved to reduce cyber risk.

#### Where to start..

KYND recommends addressing these five issues first.

- #### 1 Add an email spoofing policy

There is no DMARC record for @tomedikal.com emails, making them vulnerable to spoofing. A basic DMARC record should be added to begin monitoring spoofed emails.

**1** Paste this in a txt record on @tomedikal.com:  
 %DMARC: v=DMARC1; p=none; rua=mailto:post@tomedikal.com

**Risk factors:** Phishing, Email, Financial, Reputational
- #### 2 Specify allowed email senders

@tomedikal.com does not specify any permitted senders who are allowed to send emails on its behalf. Even if TIO MEDICAL TIBBI ÜRDÜN, TURUNŞAN VE TIC. LTD. ŞTİ. has inbound mail protection solutions, these won't prevent criminals from sending spoofed emails to clients, suppliers and other vital business contacts.

**1** An SPF (Sender Protection Framework) record should be set on tomedikal.com to prevent unknown senders from sending emails on behalf of @tomedikal.com.

**Risk factors:** Phishing, Email, Financial, Reputational
- #### 3 Fix expired certificates

There are 3 expired certificates on TIO MEDICAL TIBBI ÜRDÜN, TURUNŞAN VE TIC. LTD. ŞTİ. web pages. Expired certificates on valid sites mean that customers cannot trust your website security. Expired certificates on unused services suggest these aren't being maintained and could pose a security risk.

**1** Certificates for valid sites should be renewed as soon as possible. If any services are no longer used, they should be shut down correctly to minimise risk to the business.

**Risk factors:** Lapsed processes, Vulnerable assets, Control of assets, Reputational
- #### 4 Implement core security settings

Productivity software (emails, word processing, cloud storage, etc.) is at the heart of your business, and so is home to lots of sensitive company information.

**1** Two-factor authentication & inbox logging should be enabled to minimise the risk and impact of a company security breach.

**Risk factors:** Email, Control of assets, Data theft, Regulatory
- #### 5 Manage domains to prevent impersonation

There are 1 domain which KYND has identified as connected to TIO MEDICAL TIBBI ÜRDÜN, TURUNŞAN VE TIC. LTD. ŞTİ. These domains represent the online footprint of business infrastructure, and so the attack surface for criminals to attack or impersonate.

**Risk factors:** Phishing, Indirect operation, 3rd party / supply chain, Reputational

### 7.3.4 CYBER RISK REPORT- HIGH RISK FACTORS DETAILS

See the details of the HIGH RISKS found by the provider.

#### High Risk

Issues which if successfully exploited could harm the business

Risk factors	Risk summary
Control of assets, Lapsed processes	<b>1 Domain registration</b> tomedikal.com was registered using an individual's personal email address. A domain registered with an individual's personal email address represents a significant risk to the control of that domain as individuals are more prone to social engineering cyber attacks, critical emails may be missed by absent or ex-employees or the company may have problems assuming ownership of a domain if the employee leaves. Company domains should be registered using a company alias such as 'domainsadmin@mycompany.com'.
Data theft, Lapsed processes	<b>1 Security certificates</b> The certificate on tpo.tomedikal.com expired on 2019-04-20. If a domain is using a certificate that has expired then Services on that site will not be secure and may no longer work. A new certificate needs to be installed.
Data theft, Lapsed processes	<b>1 Security certificates</b> The certificate on tomedikal.com expired on 2019-04-20. If a domain is using a certificate that has expired then Services on that site will not be secure and may no longer work. A new certificate needs to be installed.
Data theft, Lapsed processes	<b>1 Security certificates</b> The certificate on www.tomedikal.com expired on 2019-04-20. If a domain is using a certificate that has expired then Services on that site will not be secure and may no longer work. A new certificate needs to be installed.
Financial, Reputational	<b>1 Email spoofing policy</b> @tomedikal.com does not have a DMARC policy to prevent spoofed emails from being delivered to recipient inboxes. Even if you have inbound mail protection solutions, these won't prevent criminals from sending spoofed emails to your clients, suppliers and other vital business contacts!
Financial, Reputational	<b>1 Email sender protection</b> @tomedikal.com does not specify any permitted senders. This means that anyone can send an email pretending to be from @tomedikal.com, and recipients can't confirm that emails really are from you! You should set up an SPF (Sender Protection Framework) DNS record on tomedikal.com to specify which servers can send emails on your behalf, and exclude others from sending emails pretending to be you.

### 7.3.5 CYBER RISK REPORT- MEDIUM RISK FACTORS DETAILS

See the details of the **MEDIUM RISKS** found by the provider.

**Medium Risk**  
Medium risk factors are those issues which if successfully exploited may affect the operations of the business.

Risk factors	Risk summary
Control of assets, Business interruption, Locked processes, Social engineering	1. The email address used to register biomedikal.com does not match the domain. Having a domain registered to an email address that does not match the domain could represent a risk to continued control and ownership of that domain. We recommend investigating the domain registration details for this domain to determine if there is a legitimate reason for this, for example if a third party is managing the domain.
Ransomware, Business interruption, Malware, Vulnerable assets	2. Port 8443 is visible and directly accessible from the internet which means it has the potential to be exploited. Having particular ports (connections) that are directly visible and accessible from the internet is a significant risk as it can be exploited by hackers to gain access. This should immediately be hidden behind a firewall or the port closed. This service is using IP address 77.245.149.12.
Ransomware, Business interruption, Malware, Vulnerable assets	3. Port 8080 is visible and directly accessible from the internet which means it has the potential to be exploited. Having particular ports (connections) that are directly visible and accessible from the internet is a significant risk as it can be exploited by hackers to gain access. This should immediately be hidden behind a firewall or the port closed. This service is using IP address 77.245.149.12.

### 7.3.6 CYBER RISK REPORT – DOMAINS

See the risks regarding the **DOMAINS**.

**Domains**  
Domains which KYND has identified as being registered by TIO MEDIKAL TIBBI ÜRÜN TURİZM SAN. VE TİC. LTD. ŞTİ.

Domain	Registration details	Risks	Subdomains
biomedikal.com	Registrant email: argelfie@outlook.com Registrant organisation: Tio Medikal Ltd. Şti. Registrar: PDR LTD. D/B/A PUBLICDOMAINREGISTRY.COM	01 High risks 01 Medium risks 01 Low risks	5

## 7.4. CYBER RISK REPORT- GENERAL STRUCTURE OF THE REPORT

Kynd performs cyber vulnerability test on max two websites and all related domains and emails.

The report is in the provider’s format. Main sections of the report:

- Cyber Risk Factors: #of high risk items # of medium risk items # of low risk items
- Ransomware and email security.
- Enquired company -vs- other similar organizations: where Enquired company ranks in the race to be cybersafe
- Where to start: KYND recommends addressing five specific issues first.
- List of the high risk items with specific details
- List of the medium risk items with specific details
- List of risk related to domains.

## 8. PATENT DUE DILIGENCE REPORT

Patent Due Diligence Report, realized by InQuartik, is able to identify Patent related to a specific company. It contains information about geographic coverage, lifecycle, technology and Patent deployment with a special focus on Research and Development. Patent Due Diligence Report includes also information about patents’ value, inventors description and peer comparison. In case for enquired company no Patents are identified, Report is in any case produced as this information is valuable regarding innovation approach of the subject itself.

### 8.1. SEARCH A COMPANY (SEE CHAPTER 1 “SEARCH A COMPANY”) AND CLICK ON THE COMPANY OF YOUR INTEREST IN THE RESULT LIST.

If the company of your interest is in the result list, please follow next steps of this paragraphs.

If the company of your interest is not among those displayed in the result list, please see chapter 8.2

#### 8.1.1 SELECT PATENT DUE DILIGENCE REPORT

**Select PATENT DUE DILIGENCE REPORT.**

**Click on BUY NOW.**

#### 8.1.2 READ INQUARTIK REPORTS DISCLAIMER

When you select PATENT DUE DILIGENCE REPORT a pop up will open with 2 important notes:

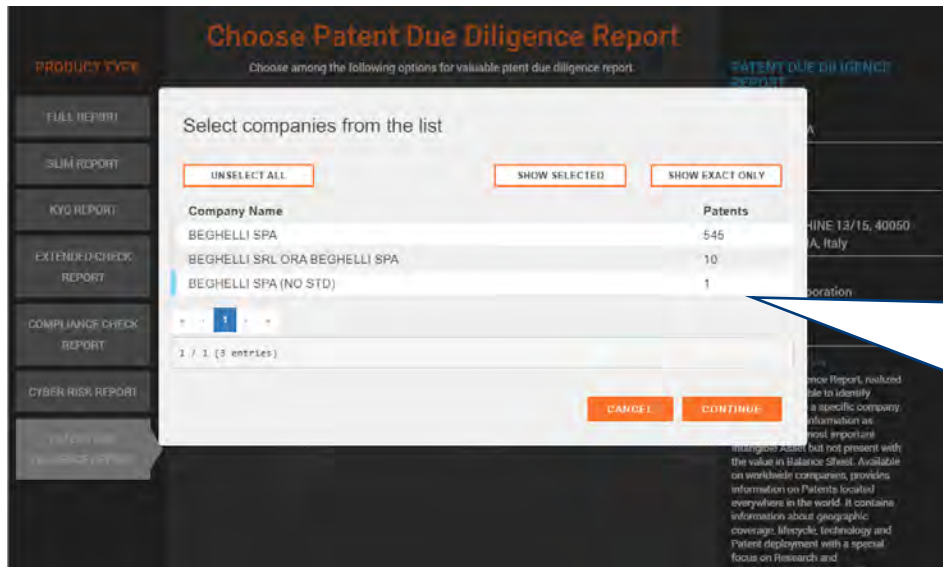
- 1) Patents with the assignee name(s) registered in languages other than English may not be included.
- 2) The report will not be generated if the number of patents owned by the assignee(s) exceeds 50,000.

To request a report that includes the patents mentioned in 1) or 2), please contact us at [orders@skyminder.com](mailto:orders@skyminder.com).

**Click on CLOSE to proceed.**



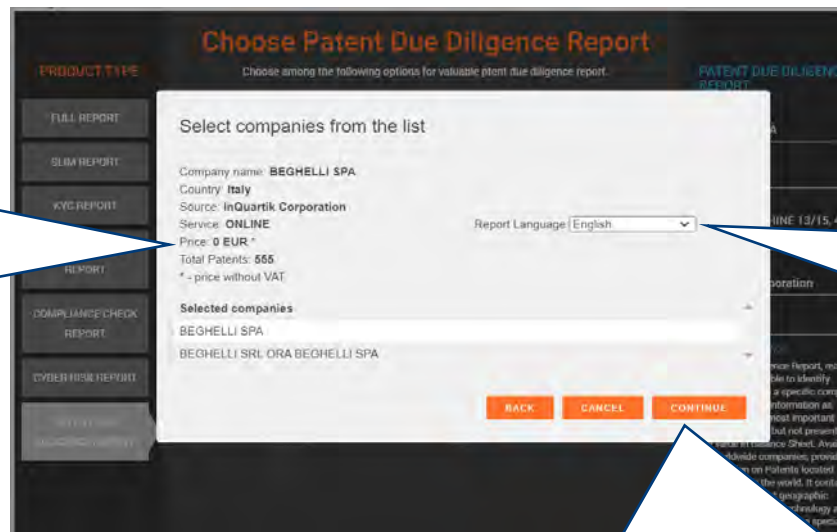
### 8.1.3 SELECT COMPANIES FROM THE LIST



After clicking on Buy Now, a pop up will open. It will include the company names that could match the one you have searched as well as the number of patents found for each company listed. You can **select one or more companies** and then click on continue.

### 8.1.4 SEE TOTAL PATENTS AND TOTAL PRICE AND CLICK ON CONTINUE TO PROCEED

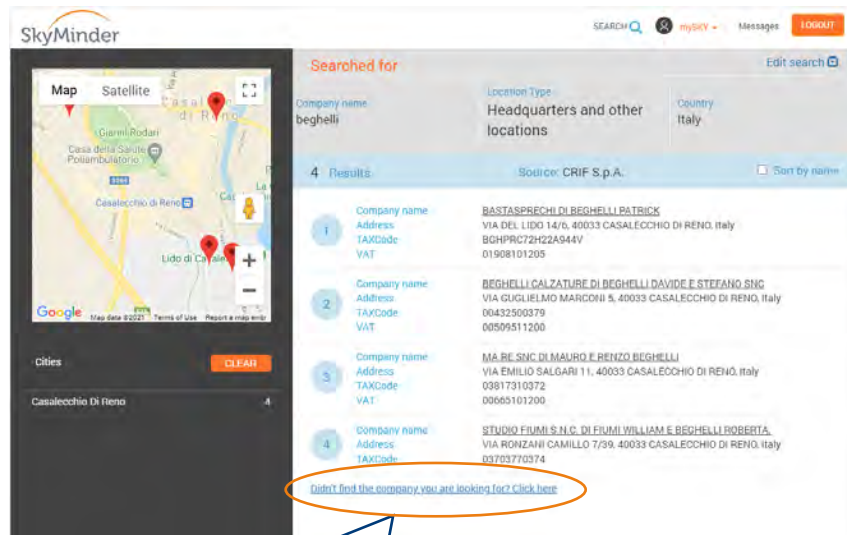
After clicking on continue in previous slide, you will obtain a new pop up with the price of the report (if end user price is assigned) and the total number of patents included. Click on **CONTINUE** if you want to proceed with the purchase.



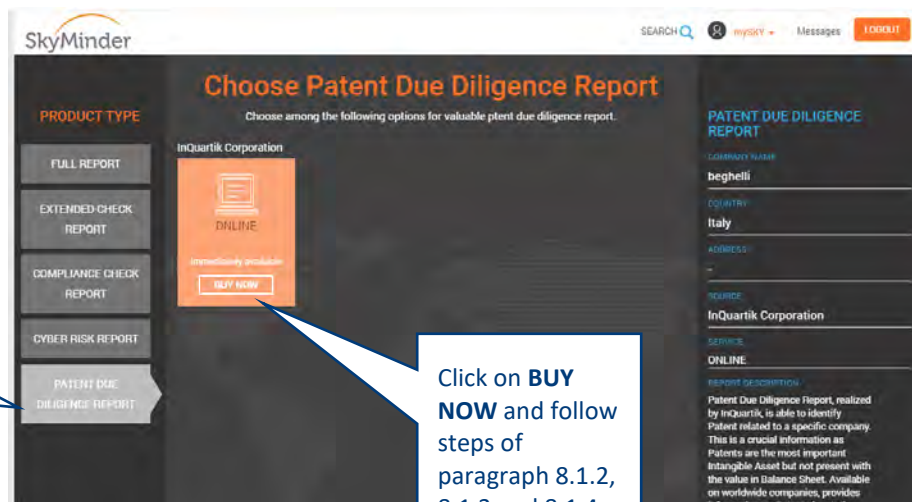
You can select language of the report (ENGLISH or SIMPLIFIED CHINESE).

By clicking on **CONTINUE** you will obtain the report. The report is **ASYNCHRONOUS**, that means that it takes a couple of minutes to be available in MY REPORT. As soon as it is ready you will receive a notification via email.  
To see report please see paragraph 8.3

## 8.2. HOW TO ORDER PATENT DUE DILIGENCE REPORT WHEN THE COMPANY OF YOUR INTEREST IS NOT INCLUDED IN THE RESULT LIST.



If the company you are searching for is not displayed in the result list, or if you get “no companies found”, click on the link “Didn't find the company you are looking for? Click here”.



Select **PATENT DUE DILIGENCE REPORT**.

Click on **BUY NOW** and follow steps of paragraph 8.1.2, 8.1.3 and 8.1.4.

### 8.3. PATENT DUE DILIGENCE REPORT: REPORT CONTENT AND STRUCTURE

#### 8.3.1 FIRST SECTION: AN OVERVIEW OF PATENT ASSETS

This section’s main topics are the following:

- The number of patent assets the company has.
- The countries covered by the company's patent assets.
- The validity period of the company's patent assets.
- Uncovering high-value patent assets

##### 8.3.1.1. THE NUMBER OF PATENT ASSETS THE COMPANY HAS

Total number of patent and status of the patents.

Regions where patents are registered.

The report informs you if some patents are high-value patent.

**Summary:**

LITEMAX ELECTRONICS INC has 90 patent assets that correspond to 88 inventions (AKA patent families).

Legal Status	Detail
Active	46 ( 51 %) of them are active and enforceable.
Pending	2 ( 2 %) of them are still pending and may acquire patent rights in the future
Inactive	30 ( 47 %) of them are inactive (no longer have rights).

LITEMAX ELECTRONICS INC 's Active patents cover 3 regions and are expected to expire by the year 2040 . These regions include

Country	Expiring Year
TW - Taiwan	2040
US - United States	2039
DE - Germany	2021

Among all of LITEMAX ELECTRONICS INC 's patent families, 0 ( 0 %, lower than the reference value 25%) of them are high-value patent' assets.

#### 1 Definition of a high-value patent

A patent's high value is inferred based on the Patentcloud algorithm. High-value patents are the top 25% of patents, composed of patents with the value indicators: AAA, AA, and A. These patents are more likely to generate value through monetization and litigation.

The algorithm currently only supports patents filed in the US, China, Europe, Japan, Korea, and Taiwan.

**Value indicator definition:** AAA (Top 3%), AA (Top 3%–10%), A (Top 10%–25%), B (Top 25%–50%), C (Top 50%–75%), D (Bottom 25%)

Find more in our white paper —  
[Patent Quality and Value Rankings](#)



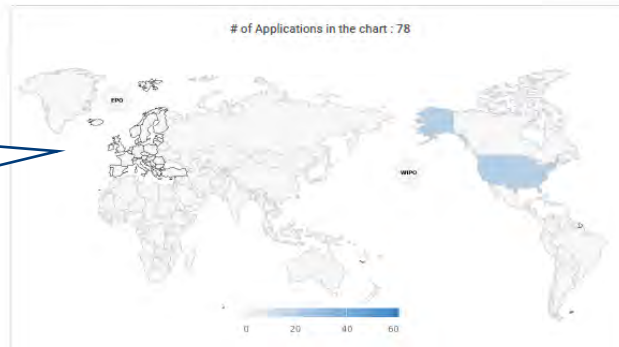
Explanation of “high-value patents”: the higher the rating, the more likely it is that patents will generate value through monetization.

### The countries covered by the company's patent assets.



#### Global Coverage

Whether the patents cover the company's major regional markets will impact the value of the patent assets.



The patent legal status of each region:

Region	Total Number of Patents	Active Patents	Pending Patents	Inactive Patents
TW - Taiwan	53	36	0	17
US - United States	21	9	2	10
JP - Japan	2	0	0	2
DE - Germany	2	1	0	1

Whether the patents cover the company's major regional markets will impact the value of the patent assets.

Patent legal status in each region.

### 8.3.1.2. THE VALIDITY PERIOD OF THE COMPANY'S PATENT ASSETS

#### Remaining Life of Active Patent Assets

The remaining life of the patent assets reflects the sustainability of the patent assets in each regional market.



The remaining number of active patents in each year

Year	# of patents in each region									
	TW	US	DE							
2021	36	9	1							
2022	35	9	0							
2023	35	9	0							
2024	35	9	0							

Remaining life of the active patent assets.

Remaining number of active patents in each year.

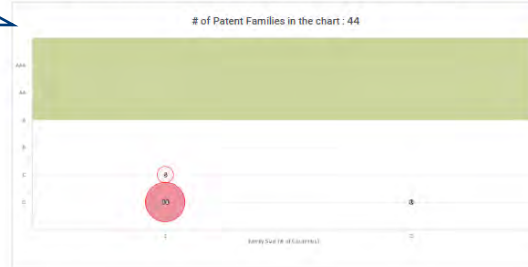
### 8.3.2 UNCOVERING HIGH-VALUE PATENT ASSETS

Analysis of the value of the patents.  
Number of patent families (patents belong to the same family if they have the same technology applied).

#### High-Value Patent Assets

The high-value patent assets (in the green area) are the top 25% patents, which are more likely to generate value via commercialization, litigation, and transaction than the other 75%.

The horizontal axis reflects the number of countries covered by patent assets from the same invention. The more countries there are, the higher the value of the patent assets.



Value rank and family size. See legend of value rank in paragraph 8.3.1, slide 2.

Value Rank and Family Size (# of Countries)

Value Rank	Ratio	Family Size (# of Countries)			
		1 Country	2 Countries		
AAA	Top 3%	0	0		
AA	Top 3%–10%	0	0		
A	Top 10%–25%	0	0		
B	Top 25%–50%	0	0		
C	Top 50%–75%	5	0		
D	Bottom 25%	38	1		

### 8.3.3 TECHNOLOGY AND PATENT DEPLOYMENT

The main content of this section is the following:

- The company's technology focus.
- The company's R&D and patent application activities.
- Peer comparison in terms of technology focus and deployment.
- Key inventors.

#### 8.3.3.1. THE COMPANY'S TECHNOLOGY FOCUS

Focus on the patent's main technologies.

##### Summary:

LITEMAX ELECTRONICS INC converted its R&D results to over 90 patent filings, which belong to 88 inventions (AKA patent families), mainly covering the following fields:

##### OPTICAL OPERATION BY MEDIUM (26 families, 30%)

• Of the patent families filed by LITEMAX ELECTRONICS INC, 14 patents are active or pending in major countries, of which 0% are high-value patents<sup>2</sup>.

- The ratio is lower than the other top patent owner
- LG DISPLAY CO LTD ( 1,094 patents, 7 % high-value patents)
- SAMSUNG DISPLAY CO LTD ( 904 , 9 %)
- BOE TECHNOLOGY GROUP CO LTD ( 1,322 , 14 %)

• The key inventors were YANG TIEN-TENG (who contributed to 27 % of the patent filings), LIU CHIN-CHEN (12 %), LO JUNG-CHI (12 %), LO LING-CHI (12 %), YANG TIAN-DENG (12 %), CHEN CHUN-HUNG (8 %), LU KUN-YANG (8 %), CHEN CHING-CHANG (4 %), CHEN GUO-YOU (4 %) and CHEN JING-CHANG (4 %)

##### PRINTED CIRCUITS (11 families, 13%)

• Of the patent families filed by LITEMAX ELECTRONICS INC, 6 patents are active or pending in major countries, of which 0% are high-value patents<sup>2</sup>.

- The ratio is lower than the other top patent owner
- FUJI CORP ( 226 patents, 6 % high-value patents)
- PANASONIC INTELLECTUAL PROPERTY MANAGEMENT CO LTD ( 182 , 10 %)
- YAMAHA MOTOR CO LTD ( 116 , 6 %)

• The key inventors were YANG TIEN-TENG (27 %), CHEN CHUN-HUNG (18 %), YANG TIAN-DENG (18 %), CHEN CHING-CHANG (9 %), CHEN JUNGLE (9 %), CHEN LI-YE (9 %), CHOU KUN-LIANG (9 %), HUANG CHENG-HE (9 %), LO JUNG-CHI (9 %) and LO LING-CHI (9 %)

##### ELECTRIC DIGITAL DATA PROCESSING (8 families, 9%)

• Of the patent families filed by LITEMAX ELECTRONICS INC, 6 patents are active or pending in major countries, of which 0% are high-value patents<sup>2</sup>.

- The ratio is lower than the other top patent owner
- IBM CORP ( 5,024 patents, 13 % high-value patents)
- MICROSOFT TECHNOLOGY LICENSING LLC ( 12,569 , 39 %)
- SAMSUNG ELECTRONICS CO LTD ( 1,838 , 7 %)

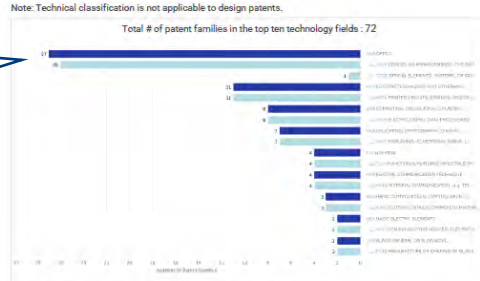
• The key inventors were YANG TIAN-DENG (25 %), YANG TIEN-TENG (25 %), CHEN CHING-CHANG (13 %), CHEN CHINGCHANG (13 %), CHEN CHUN-HUNG (13 %), CHEN JUN-HONG (13 %), LIN CHING-YUAN (13 %), YANG TIEN DENG (13 %) and ZHOU KUN-LIANG (13 %)

### 8.3.3.2. TECHNICAL FIELDS

An overview of the technical fields of the patent filings over the last 5 years, which indicates the recent R&D focus of the company.

#### Technical Fields

An overview of the technical fields of the patent filings over the last 5 years, which indicates the recent R&D focus of the company.



The top ten technical fields and the number of patents:

Ranking	IPC Subclass	Technical field	# of patent families
1	G02F	OPTICAL OPERATION BY MEDIUM	26
2	H05K	PRINTED CIRCUITS	11
3	G06F	ELECTRIC DIGITAL DATA PROCESSING	8
4	G09F	DISPLAYING; ADVERTISING; SIGNS	7
5	F21V	DETAILS OF LIGHTING SYSTEMS	4
6	H04N	PICTORIAL COMMUNICATION	4

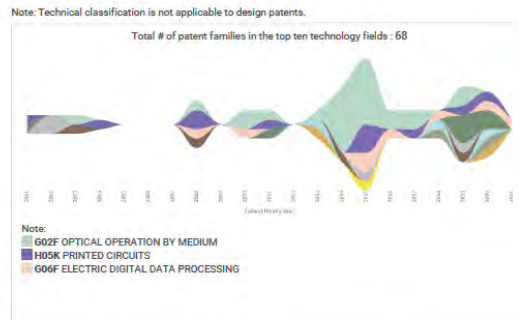
The top ten technical fields and the number of patents per each field.

### 8.3.3.3. TECHNOLOGY TIMELINE

Total # of patent families in the top ten technology fields.

#### Technology Timeline

An overview of the trajectory of the technical fields over time to understand the emergence or decline of R&D activities in each field.



The number of inventions in the top ten technical fields over the past 5 years:


IPC Subclass	Technical field	# of patent families				
		2017	2018	2019	2020	2021
G02F	OPTICAL OPERATION BY MEDIUM	2	0	2	0	0
H05K	PRINTED CIRCUITS	1	0	1	1	0
G06F	ELECTRIC DIGITAL DATA PROCESSING	0	1	0	1	1

The number of inventions in the top ten technical fields over the past 5 years.

### 8.3.3.4. PEER COMPARISON

#### Peer Comparison in the OPTICAL OPERATION BY MEDIUM Fields

Reflecting the competitive position based on the patents and the value of the patents.



For each main technological field the report includes a peer comparison reflecting the competitive position based on the patents and the value of the patents.

Analysis of the competitive position in the OPTICAL OPERATION BY MEDIUM fields:

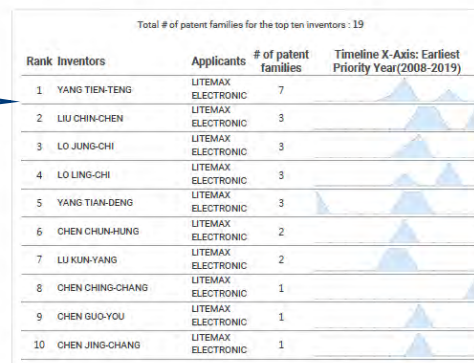
Company	Numbers	Patent value distribution ratio			
		Above A	B	C	D
LITEMAX ELECTRONICS INC	14	0%	0%	7%	93%
LG DISPLAY CO LTD	14,873	7%	14%	21%	58%
SAMSUNG DISPLAY CO LTD	9,631	9%	14%	24%	53%
BOE TECHNOLOGY GROUP CO LTD	9,467	14%	13%	14%	59%

### 8.3.3.5. KEY INVENTORS

#### Key Inventors in the OPTICAL OPERATION BY MEDIUM Fields

The key inventors contribute to the competitiveness of R&D. Check whether the key inventors are still active or to see if they have resigned through the dynamics of their patent filings.

For each main technological field also the top ten key inventors are displayed



In OPTICAL OPERATION BY MEDIUM main inventor and contribution ratio:

Rank	Inventors	Contribution ratio	Number of inventions in the past 5 years				
			2017	2018	2019	2020	2021
1	YANG TIEN-TENG	27%	2	0	0	0	0
2	LIU CHIN-CHEN	12%	0	0	1	0	0

## 8.4. PATENT DUE DILIGENCE REPORT- GENERAL STRUCTURE OF THE REPORT

### **Overview of patents assets:**

- The number of patent assets the company has.
- The countries covered by the company's patent assets.
- The validity period of the company's patent assets.
- Uncovering high-value patent assets

### **Technology and patent deployment:**

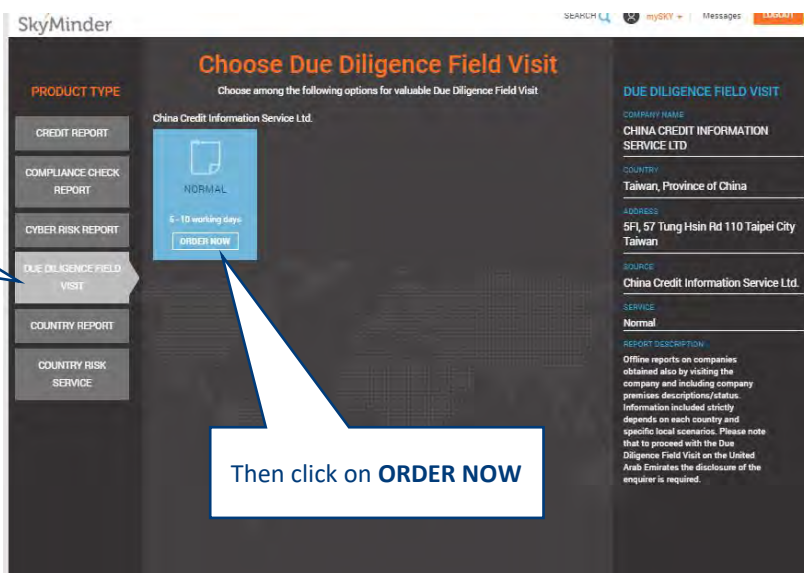
- The company's technology focus.
- The company's R&D and patent application activities.
- Peer comparison in terms of technology focus and deployment.
- Key inventors.



## 9. DUE DILIGENCE FIELD VISIT REPORT

Due diligence field visit reports are obtained also by visiting the company and they include company premises' description and pictures. Information included strictly depends on each country and specific local scenarios. Please note that to proceed with the Due Diligence Field Visit on the United Arab Emirates the disclosure of the enquirer is required.

### 9.1. SEARCH A COMPANY (SEE CHAPTER 1 "SEARCH A COMPANY") AND CLICK ON THE COMPANY OF YOUR INTEREST IN THE RESULT LIST



Select **DUE DILIGENCE FIELD VISIT REPORT**

Then click on **ORDER NOW**

### 9.2. FILL IN THE ORDER FORM AND CLICK ON SUBMIT ORDER (SEE PARAGRAPH 2.4.2)

### 9.3. RECEIVE THE REPORT IN "MY REPORT"

When report is ready, you will receive an email informing you that the report is in MY REPORT. The content and the structure of the report may vary depending on the result of the search. If you want more information or get a sample please contact [marketing@skyminder.com](mailto:marketing@skyminder.com)

## 10. SKYMINDER MONITORING SERVICES

### 10.1. FULL MONITORING

When or after purchasing a **Full Report** or a **Slim report** it is possible to **enable the FULL MONITORING** which is 12 month service sending you detailed notification on any changes on the company (of course monitored items strictly depends on the country, on the type of company and on the type of report selected).

Some important features:

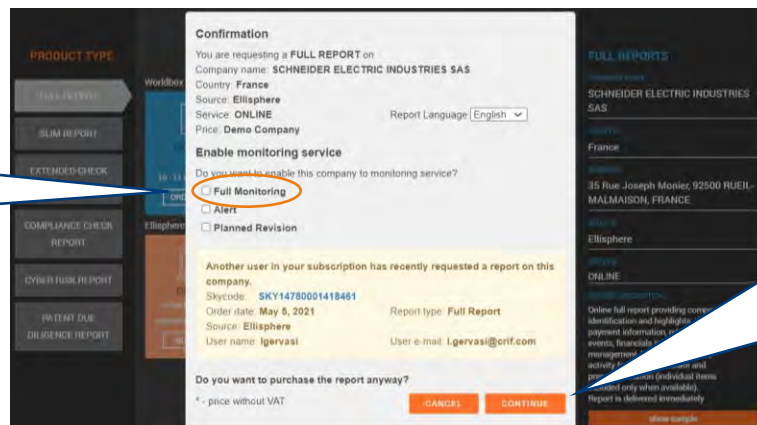
- Full Monitoring can be **activated only after purchasing a full report or a slim report** (it is not a stand-alone product).
- It can be activated **within 7 days after the purchase of the report**. After 7 days, it is still possible to order the monitoring, but only if a new report on the same company is purchased.
- Company is **monitored for 12 months** starting from the activation date.
- **Price charged at the activation/order**.
- **If some changes occur**, the user will be notified via email and will be able to see in **MY PORTFOLIO all the details of the changes** and a **new report free of charge**. Please note that type of changes notified also depends on the type of reports selected: if you have purchased a full reports all the type of changes available will be notified and the updated report will include all updates, if you have selected a Slim report, the updated report will include only the information that is included in the Slim Report (for main differences between content of the two reports please see chapters 2 and 3).
- If no change occurs, no email will be sent and no report will be available.
- The service lasts 12 months and **cannot be disabled before the expiration date**.
- One month before the expiration the user will be notified that the monitoring is under expiration and in case he/she will not want to renew the monitoring, he/she will have to access my portfolio in order to disable the monitoring renewal.

#### 10.1.1 HOW TO ENABLE FULL MONITORING ON A COMPANY?

See chapter 1 SEARCH A COMPANY and CHAPTER 2 BUY OR ORDER A FULL REPORT, CHAPTER 3 SLIM REPORT. The Full Monitoring can be enabled only if you purchase a FULL REPORT or a SLIM REPORT. It can be enabled while purchasing the report (online for ONLINE reports), from the report (tab version) or from My Report. See details in the next paragraphs.

##### 10.1.1.1. ENABLE THE FULL MONITORING WHILE ORDERING A REPORT IN THE ORDER CONFIRMATION POP UP

You can enable the Full Monitoring by **checking the Full Monitoring box**.

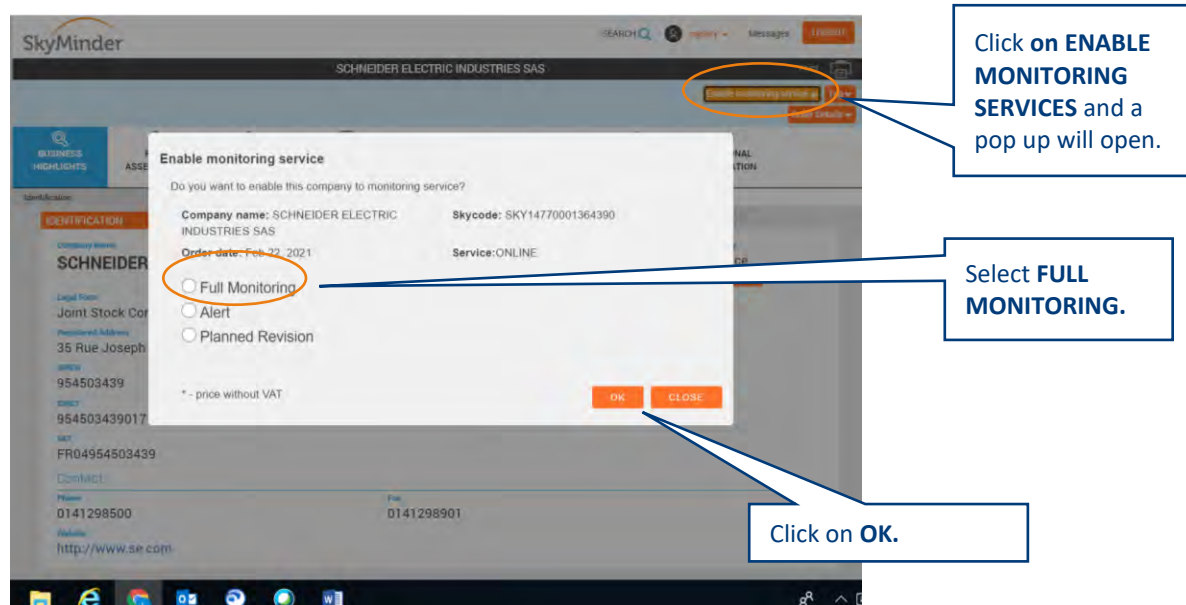


**Confirmation**  
 You are requesting a **FULL REPORT** on  
 Company name: **SCHNEIDER ELECTRIC INDUSTRIES SAS**  
 Country: **France**  
 Source: **Ellisphère**  
 Service: **ONLINE** Report Language: **English**  
 Price: **Demo Company**  
**Enable monitoring service**  
 Do you want to enable this company to monitoring service?  
 **Full Monitoring**  
 Alert  
 Planned Revision  
 Another user in your subscription has recently requested a report on this company.  
 Skycode: **SKY14780001418461**  
 Order date: **May 8, 2021** Report type: **Full Report**  
 Source: **Ellisphère**  
 User name: **lgervasi** User e-mail: **lgervasi@crif.com**  
 Do you want to purchase the report anyway?  
 \* - price without VAT  
 [CANCEL] [CONTINUE]

If you have checked the Full Monitoring box, by clicking on **CONTINUE** you will purchase both the report **AND THE 12 MONTHS FULL MONITORING**.

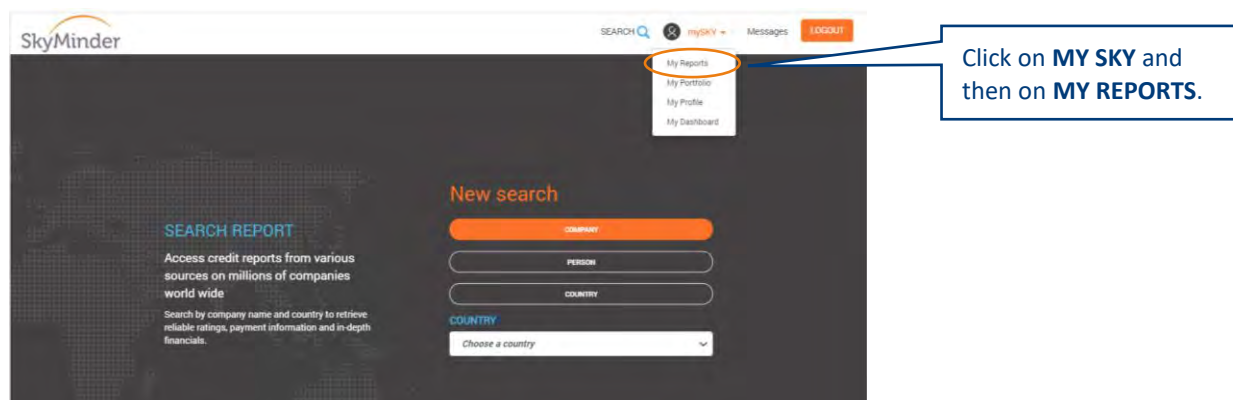
### 10.1.1.2. ENABLE THE FULL MONITORING AFTER PURCHASING THE REPORT, FROM THE TAB VERSION REPORT DISPLAYED ON YOUR SCREEN

VERY IMPORTANT: the Full Monitoring must be enabled within 7 days after purchasing the report (starting from the 8<sup>th</sup> day the full price of the report will be charged again).



### 10.1.1.3. ENABLE THE FULL MONITORING FROM MY REPORTS

VERY IMPORTANT: the Full Monitoring must be enabled within 7 days after purchasing the report (starting from the 8<sup>th</sup> day the full price of the report will be charged again).



DASHBOARD/ACTIVITÀ		EXPORT REPORTS	USAGE EXPORT	IMPORT ORDERS
SELECT ALL		Order date		
Company name:	SCHNEIDER ELECTRIC INDUSTRIES SAS	Status:	Delivered	
Country:	France	Skycode:	SKY1470001435055	
Source:	Ellisphere	Service:	Online	
Report type:	Full Report	Order date:	28/05/2021	
Price:	Demo Company	Expiration date:	27/06/2021	
Delivery Date:	28/05/2021	Report Language:	EN	
Company name:	Sonrental.MusterbetriebsgmbH	Status:	Delivered	
Country:	Austria	Skycode:	SKY01910001425884	
Source:	CRIF GmbH	Service:	Online	
Report type:	Full Report	Order date:	21/05/2021	
Price:	Demo Company	Expiration date:	20/06/2021	
Delivery Date:	21/05/2021	Report Language:	EN	
Company name:	Grupa Polskie Sklady Budowlane	Status:	Delivered	
Country:	Poland	Skycode:	SKY40160000834379-4	
Source:	Coface Poland Credit Management Services Sp. z o.o.	Service:	Online	
Report type:	Full Report	Order date:	21/05/2021	
Price:	Demo Company	Expiration date:	-	
Delivery Date:	-	Report Language:	EN	
Company name:	DUCATI MOTOR HOLDING SPA	Status:	Delivered	
Country:	Italy	Skycode:	SKY22770000863654-19	
Source:	CRIF S.p.A.	Service:	Online	
Report type:	Full Report	Order date:	19/05/2021	

Click on the "plus" symbol.

**Enable monitoring service**

Do you want to enable this company to monitoring service?

Company name: SCHNEIDER ELECTRIC INDUSTRIES SAS      Skycode: SKY14770001364300

Order date: Feb 22, 2021      Service: ONLINE

Full Monitoring  
 Alert  
 Planned Revision

\* - price without VAT

Select Full Monitoring.

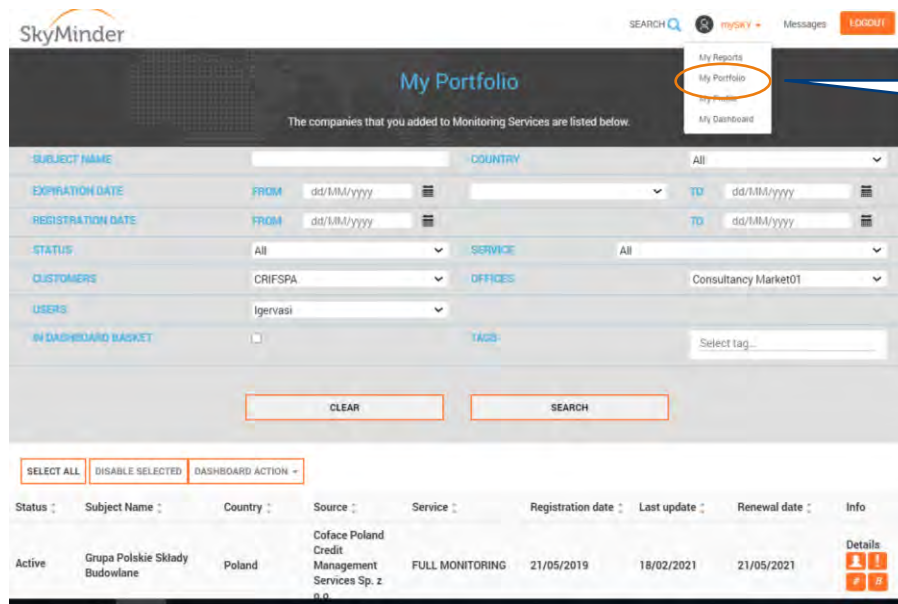
Click on OK.

### 10.1.2 HOW DO I RECEIVE FULL MONITORING NOTIFICATIONS? MY PORTFOLIO SECTION

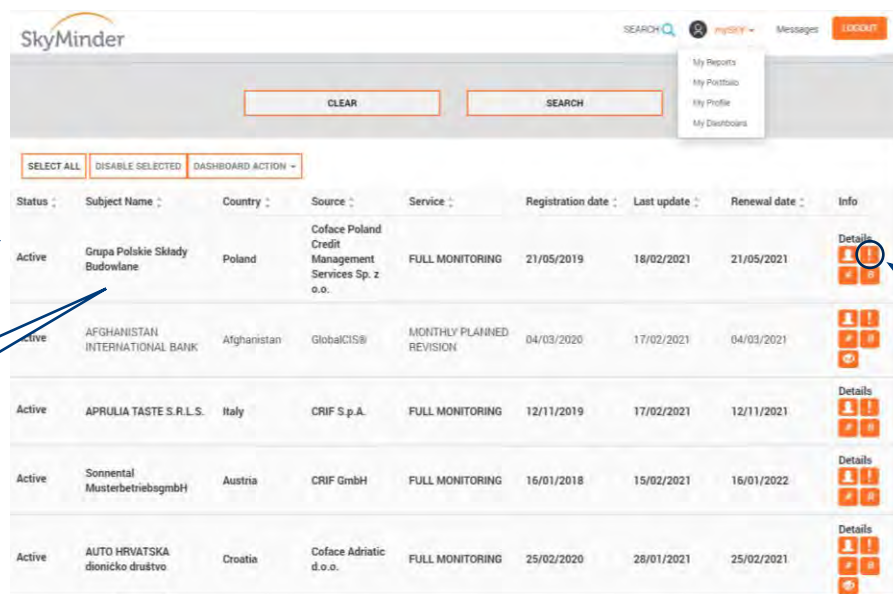
First of all it is important to say that changes notifications are sent only if a significant change occurs. This means that if a company is under full monitoring, but there aren't any changes during the surveillance period, no notifications will be sent.

In addition to this please note that type of changes notified also depends on the type of reports selected: if you have purchased a full reports all the type of changes available will be notified and the updated report will include all updates, if you have selected a Slim report, the updated report will include only the information that is included in the Slim Report (for main differences between content of the two reports please see chapters 2 and 3).

If a change occurs, by default the notification is sent by email and the details of the change can be accessed also in MY PORTFOLIO SECTION. Every time there is a change, also a free updated report will be available.



Click on **MY SKY** and then click on **MY PORTFOLIO**.



Search the company you would like to see notification among those you have under monitoring.

Click on the **Subject Name** to see all notification changes.

If the font is bold, it means that you have unread changes. Also exclamation mark means there are **unread changes**.

Status	Subject Name	Country	Source	Service	Registration date	Last update	Renewal date	Info
Active	<b>Grupa Polskie Sklady Budowlane</b>	Poland	Coface Poland Credit Management Services Sp. z o.o.	FULL MONITORING	21/05/2019	18/02/2021	21/05/2021	Details
Active	AFGHANISTAN INTERNATIONAL BANK	Afghanistan	GlobalCIS®	MONTHLY PLANNED REVISION	04/03/2020	17/02/2021	04/03/2021	Details
Active	APRILIA TASTE S.R.L.S.	Italy	CRIF S.p.A.	FULL MONITORING	12/11/2019	17/02/2021	12/11/2021	Details
Active	Sonnenal MusterbetriebsgmbH	Austria	CRIF GmbH	FULL MONITORING	16/01/2018	15/02/2021	16/01/2022	Details
Active	AUTO HRVATSKA dioničko društvo	Croatia	Coface Adriatic d.o.o.	FULL MONITORING	25/02/2020	28/01/2021	25/02/2021	Details

You can access the **free report** with the **last change** or also the **previous reports**.

You can see the **change details** by clicking on details.

These are the **notifications changes** received on the company selected.

All	Relevance	Change date	Macro Area	Area	Description		Usage Export
<input type="checkbox"/>	High	18/02/2021	Risk Assessment	Payment Information	Payment	<a href="#">SEE REPORT</a>	<a href="#">Details</a>
<input type="checkbox"/>	Low	02/03/2020	Activity features	Company Status	Company Status	<a href="#">SEE REPORT</a>	<a href="#">Details</a>

Or you can see details in the **free updated report**.

All	Relevance	Change date	Macro Area	Area	Description		Usage Export
<input type="checkbox"/>	High	18/02/2021	Risk Assessment	Payment Information	Payment	<a href="#">SEE REPORT</a>	<a href="#">Details</a>
<p><b>Old value</b>  <b>Type:</b> Payment  <b>Text:</b> On account of the company's current situation a final assessment of the payment behaviour of the company cannot be given at this time.  <b>Comment:</b></p>							
<p><b>New value</b>  <b>Type:</b> Payment  <b>Text:</b> Payments stopped.  <b>Comment:</b></p>							
<input type="checkbox"/>	Low	02/03/2020	Activity features	Company Status	Company Status	<a href="#">SEE REPORT</a>	<a href="#">Details</a>

When you click on details, you can see the details of the change. Some type of changes (like new balance sheet for example) are not listed here, but are visible in the new updated report (SEE REPORT).

### 10.1.3 WHEN DOES FULL MONITORING EXPIRE AND WHAT ARE THE REQUIRED ACTIONS TO DISABLE THE SERVICE?

The Full Monitoring service fee is charged when it is enabled and it is a **12-month fee**.

The service **cannot be stopped or disabled before the end of the 12-month period**.

**One month before the expiration** the user is informed both by email and by a pop up after the login on SkyMinder, that the Full Monitoring on the company is going to expire and that in order to disable the service the **user must access MY PORTFOLIO and disable the Full Monitoring**.

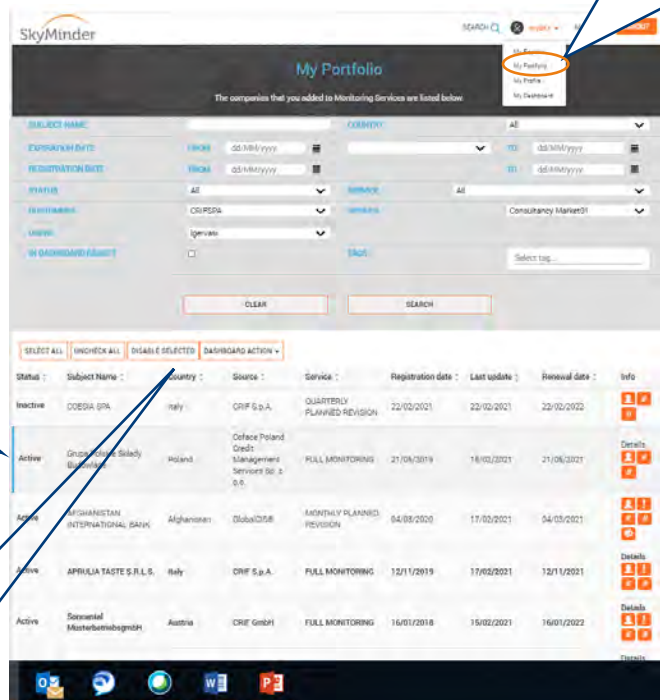
**If the user does not disable the service**, at the end of the 12 months' period, **a new report on the company and another 12 months full monitoring service will be automatically purchased**.

#### 10.1.3.1. DISABLE THE SERVICE FROM "MY PORTFOLIO" SECTION

**1st step:** Click on **MY SKY** and then on **MY PORTFOLIO**.

**2nd step:** If you want to disable the service and it is expiring, **click and select the row of the company of interest**.

**3rd step:** then click on **DISABLE SELECTED**.



The screenshot shows the 'My Portfolio' section of the SkyMinder application. At the top right, there is a navigation menu with 'MY SKY' and 'MY PORTFOLIO' highlighted. Below this is a search and filter section with various dropdowns and buttons. The main area contains a table of monitoring services. The table has columns for Status, Subject Name, Country, Source, Service, Registration date, Last update, Renewal date, and Info. The first row is highlighted in blue, indicating it is selected. A callout box points to the 'DISABLE SELECTED' button in the table's header.

Status	Subject Name	Country	Source	Service	Registration date	Last update	Renewal date	Info
Inactive	COEDA SPA	Italy	CRIF S.p.A.	QUARTERLY PLANNED-REVISION	22/02/2021	22/02/2021	22/02/2022	Info
Active	Grupa Przemysłowa Stalowa Wola	Poland	Orface Poland Credit Management Services Sp. z o.o.	FULL MONITORING	21/06/2019	18/02/2021	21/06/2021	Details
Active	AFGHANISTAN INTERNATIONAL BANK	Afghanistan	GlobalCISB	MONTHLY PLANNED-REVISION	04/05/2020	17/02/2021	04/05/2021	Details
Active	APRILIA TASTE S.R.L.S.	Italy	CRIF S.p.A.	FULL MONITORING	12/11/2019	17/02/2021	12/11/2021	Details
Active	Sonnenal Montebernabede GmbH	Austria	CRIF GmbH	FULL MONITORING	16/01/2018	15/02/2021	16/01/2022	Details

## 10.2. ALERT

When or after purchasing a Full Report it is possible to enable the ALERT which is a **12 months' service sending you a notification if something changes in the company** (of course monitored items strictly depends on the country and on the type of company).

However, differently from the Full Monitoring, the **ALERT does not provide you with full details of the change**. For example, if a company files new financial account, the ALERT will inform you that the new financial accounts are available, but it will not give you the new financials (if you want them, you will have to purchase a new report).

Some important features:

- Alert can be **activated only after purchasing a full report** (it is not a stand-alone product).
- It can be activated **within 7 days after the purchase of the full report**. After 7 days, it is still possible to order the Alert, but only if a new full report on the same company is purchased.
- Company is **monitored for 12 months** starting from the activation date
- **Price charged at the activation/order**.
- If some changes occur, **the user will be notified via email** about the area of the change (for ex. New financials accounts available), but **no other details will be provided**. The same type of information will be displayed under MY PORTFOLIO in the website. In case the user would like to see the changes, he/she will have to purchase a new full report.
- **The service lasts 12 months and cannot be disabled before the expiration date**.
- One month before the expiration the user will be notified that the monitoring is under expiration and in case he/she will not want to renew the monitoring will have to access my portfolio in order to disable the monitoring renewal.

### 10.2.1 HOW TO ENABLE ALERT ON A COMPANY?

It is possible to enable the alert while purchasing a full report by selecting it on the order confirmation pop up, it is possible to activate the service also after purchasing the full report from the tab version report displayed on your screen and it is possible to enable the service from MY PORTFOLIO by clicking on the “plus” symbol.

**For more details, see paragraph 10.1.1 (with the only difference that you have to select ALERT instead of Full Monitoring).**



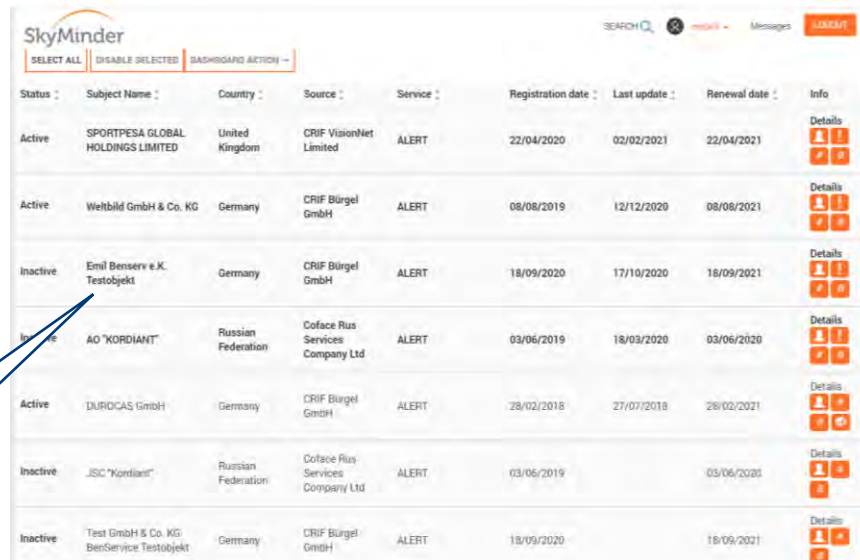
## 10.2.2 HOW DO I RECEIVE ALERT NOTIFICATIONS? MY PORTFOLIO SECTION

First of all, it is important to say that changes notifications are sent only if a significant change occurs. This means that if a company is under ALERT service, but there aren't any changes during the surveillance period, no notifications will be sent.

If a change occurs, by default the notification is sent by email and the area of the change can be accessed also in MY PORTFOLIO SECTION. In both cases you will be notified what type of change has occurred, but without the new details.

Search the company on which you would like to see notifications among those you have under monitoring.

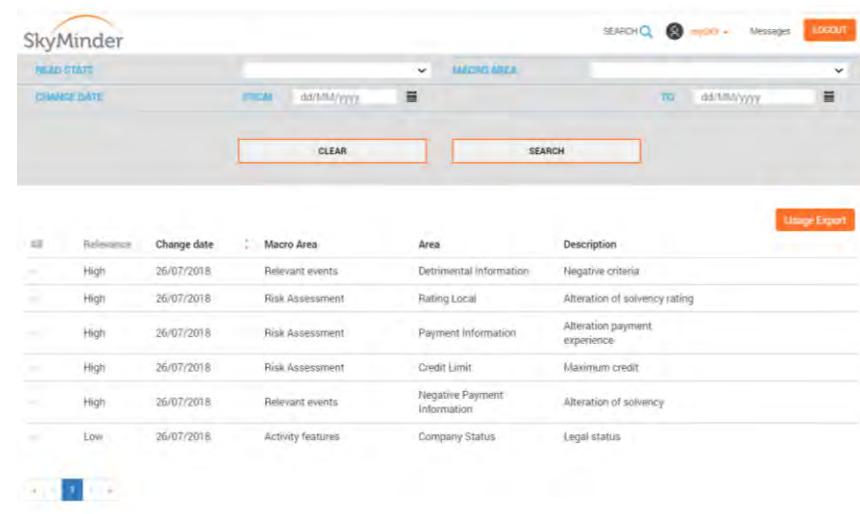
Click on the **Subject Name** to see all notification changes.



Status	Subject Name	Country	Source	Service	Registration date	Last update	Renewal date	Info
Active	<b>SPORTPESA GLOBAL HOLDINGS LIMITED</b>	United Kingdom	CRIF VisionNet Limited	ALERT	22/04/2020	02/02/2021	22/04/2021	Details
Active	Wetbild GmbH & Co. KG	Germany	CRIF Bürgel GmbH	ALERT	08/08/2019	12/12/2020	08/08/2021	Details
Inactive	Emil Benserv e.K. Testobjekt	Germany	CRIF Bürgel GmbH	ALERT	18/09/2020	17/10/2020	18/09/2021	Details
Inactive	AO "KORDIANT"	Russian Federation	Coface Rus Services Company Ltd	ALERT	03/06/2019	18/03/2020	03/06/2020	Details
Active	DUROGAS GmbH	Germany	CRIF Bürgel GmbH	ALERT	28/02/2018	27/07/2018	28/02/2021	Details
Inactive	JSC "Kordiant"	Russian Federation	Coface Rus Services Company Ltd	ALERT	03/06/2019	03/06/2020	03/06/2020	Details
Inactive	Test GmbH & Co. KG BenService Testobjekt	Germany	CRIF Bürgel GmbH	ALERT	18/09/2020		18/09/2021	Details

If the character is bold, it means that you have **unread changes**. Also **exclamation mark** means there are unread changes.

These are the **ALERT notifications** changes received on the company selected.



Reference	Change date	Macro Area	Area	Description
<b>High</b>	26/07/2018	Relevant events	Detrimental information	Negative criteria
<b>High</b>	26/07/2018	Risk Assessment	Rating Local	Alteration of solvency rating
<b>High</b>	26/07/2018	Risk Assessment	Payment Information	Alteration payment experience
<b>High</b>	26/07/2018	Risk Assessment	Credit Limit	Maximum credit
<b>High</b>	26/07/2018	Relevant events	Negative Payment Information	Alteration of solvency
<b>Low</b>	26/07/2018	Activity features	Company Status	Legal status

### 10.2.3 WHEN DOES ALERT EXPIRE AND WHAT ARE THE REQUIRED ACTIONS TO DISABLE THE SERVICE?

The ALERT service fee is charged when it is enabled and it is a **12-month fee**.

The service cannot be stopped or disabled before the end of the 12-month period. One month before the expiration the user is informed both by email and by a pop up after the login on SkyMinder, that the ALERT on the company is going to expire and that in order to disable the service the user must access MY PORTFOLIO and disable the service.

If the user does not disable the service, at the end of the 12 months' period a new full report on the company and another 12-month ALERT service will be automatically purchased.

#### 10.2.3.1. HOW TO DISABLE THE SERVICE

To disable the service, see paragraph 10.1.3.1.

## 10.3. PLANNED REVISION

The **Planned revision is just an automatic report re-purchase according to a certain frequency** (monthly, quarterly, half-yearly, yearly). It can be enabled after purchasing a full report, a slim report and a verification report.

Some important features:

- Planned Revision **can be activated only after purchasing a full, slim or verification report** (it is not a stand-alone product).
- It can be activated **within 7 days after the purchase of the report**. After 7 days, it is still possible to order the monitoring, but only if a new report on the same company is purchased.
- **No price is charged for the activation; the price of the reports will be charged when delivered.**
- The service lasts 12 months, but **it can be disabled at any time** by accessing MY PORTFOLIO.
- If no changes occur, the updated report can be the same as the previous one (but this is anyway a piece of information as it confirms that there have not been changes).
- If not disabled before, one month before the expiration the user will be notified that the planned revision is under expiration and in case he/she will not want to renew the monitoring will have to access my portfolio in order to disable the monitoring renewal. If the user does not disable the service, at the end of the 12 months' period a new report on the company will be automatically purchased together with the planned revision service.

#### 10.3.1 HOW TO ENABLE PLANNED REVISION ON A COMPANY?

It is possible to enable the Planned Revision while purchasing a full report, a slim report or a verification report, by selecting it on the order confirmation pop up, it is possible to activate the service also after purchasing the report from the tab version report displayed on your screen and it is possible to enable the service from MY PORTFOLIO by clicking on the "plus" symbol.

For more details see paragraph 10.1.1 (with the only difference that you have to select PLANNED REVISION instead of Full Monitoring).

Copying prohibited.

Select **PLANNED REVISION**.

**Enable monitoring service**

Do you want to enable this company to monitoring service?

Company name: SCHNEIDER ELECTRIC INDUSTRIES SAS      Skycode: SKY1470001864300  
 Order date: Feb 22, 2021      Service: ONLINE

Full Monitoring  
 Alert  
 **Planned Revision**

\* price without VAT

OK    CANCEL

**Enable monitoring service**

Do you want to enable this company to monitoring service?

Company name: SCHNEIDER ELECTRIC INDUSTRIES SAS      Skycode: SKY14700001435055  
 Order date: May 28, 2021      Service: ONLINE

Full Monitoring  
 Alert  
 **Planned Revision** [See service details](#)

Planned Revision frequency: ?

MONTHLY  
 MONTHLY  
 QUARTERLY  
**SEMIANNUAL**  
 ANNUALLY

\* price without VAT

OK    CANCEL

After selecting Planned revision, this drop down menu will appear, please **choose the frequency of the service: Monthly, Quarterly, Semiannually, Annually.**

**Enable monitoring service**

Do you want to enable this company to monitoring service?

Company name: SCHNEIDER ELECTRIC INDUSTRIES SAS      Skycode: SKY14700001435055  
 Order date: May 28, 2021      Service: ONLINE

Full Monitoring  
 Alert  
 **Planned Revision** [See service details](#)

Planned Revision frequency: ?      MONTHLY

\* price without VAT

OK    CANCEL

After selecting the frequency of the service, click on **OK**.

### 10.3.2 HOW DOES PLANNED REVISION WORK?

If you have enabled planned revision with a quarterly frequency on a company, every three months a new report will be available in your storage (MY REPORTS). You will also receive an email notification informing you that the new report is available in MY REPORTS.

### 10.3.3 WHEN DOES PLANNED REVISION EXPIRE AND WHAT ARE THE REQUIRED ACTIONS TO DISABLE THE SERVICE?

In any moment, or at the beginning of the 12th month of service if you have not disabled the service before, the service can be disabled.

#### 10.3.3.1 HOW TO DISABLE THE SERVICE

To disable the service see paragraph 10.1.3.1.

## 11. MY REPORTS

### 11.1. MY REPORTS: YOUR REPORTS STORAGE

The reports you purchase are stored under **MY REPORTS** for 30 days.

If you enable a monitoring service on a report, the report will be stored for 12 months.

After the expiry date, the details of the report will still be available, but it will not be possible to access the report anymore.

### 11.2. MY REPORTS: SEARCH ORDERED REPORTS BY USING SEARCH FILTERS

The screenshot shows the 'My Reports' page with various filters: SPECIAL CHARGES, MY EXPORT, MY IMPORT, SUBJECT NAME, READ STATE, COUNTRY, REPORT TYPE, SERVICE, ORDER DATE (FROM/TO), EXPIRATION DATE (FROM/TO), DELIVERY DATE (FROM/TO), SKYCODE, USER REFERENCE, LANGUAGE, IMPORT ID, CUSTOMERS, CRIFSPA, OFFICES, USERS, and TAGS. A 'SEARCH' button is highlighted at the bottom.

You can search reports in your storage also by using filters.

Click on **MySky** and then on **MY REPORTS** to access your storage.

After selecting the filters, click on **SEARCH**.

### 11.3. MY REPORTS: SEARCH REPORTS IN THE PURCHASED REPORTS LIST

By default the ordered reports are displayed in **ORDER DATE** order (from the newest to the oldest).

EXPORT REPORTS		USAGE EXPORT		IMPORT ORDERS	
Company name:	ALTO HRVATSKA d.o.o. d.o.o.	Status:	Delivered	Skycoder:	SKY1922001037661-8
Country:	Croatia	Service:	Online	Order date:	25/02/2021
Source:	Coface Adriatic d.o.o.	Expiration date:	-	Report Language:	EN
Report type:	Credit Report				
Price:	Demo Company				
Delivery Date:	25/02/2021				
User reference:	FOR SAMPLE				
Company name:	COESIA S.p.A.	Status:	Delivered	Skycoder:	SKY22700001350815-1
Country:	Italy	Service:	Online	Order date:	22/02/2021
Source:	CRIF S.p.A.	Expiration date:	25/02/2021	Report Language:	EN
Report type:	KYC Report				
Price:	0.00 EUR				
Delivery Date:	22/02/2021				
Company name:	REVINDOUR ELECTRIC INDUSTRIES SAS	Status:	Delivered	Skycoder:	SKY14770001364390
Country:	France	Service:	Online	Order date:	22/02/2021
Source:	Urbitech	Expiration date:	24/02/2021	Report Language:	EN
Report type:	Credit Report				
Price:	Demo Company				
Delivery Date:	22/02/2021				
Company name:	Grupa Poliske Skidny Budowlane	Status:	Delivered	Skycoder:	SKY40160000834379-3
Country:	Poland	Service:	Online	Report type:	Credit Report
Source:	Coface Poland Credit Management Services Sp. z o.o.	Price:	0.00 EUR	Delivery Date:	18/02/2021
Order date:	18/02/2021				
Expiration date:					

Company in bold means that you have not opened the report yet.

By clicking there, you can change the order of the report and order them by country, by report type, by source, etc.

## 11.4. MY REPORTS: ICONS MEANING AND AVAILABLE ACTIONS

If you click on the **triple bar** icon the report will be displayed on your screen.

The **eye button** means that you have enabled a monitoring service for this company.

Status: Delivered  
 Skycode: SKY19920001037661-9  
 Service: Online  
 Order date: 25/02/2021  
 Expiration date: -  
 Report Language: EN



If you click on the **“+” Plus button** you can enable monitoring services on the company (see chapter 11 . MONITORING SERVICES).

Status: Delivered  
 Skycode: SKY22700001350815-1  
 Service: Online  
 Order date: 22/02/2021  
 Expiration date: 25/03/2021  
 Report Language: EN



If you click on the **printer button** the pdf version of the report will open and you will be able to print or save it.

Status: Delivered  
 Skycode: SKY14770001364390  
 Service: Online  
 Order date: 22/02/2021



If you click on the **“#” Tag Button** you can assign a tag to the company or create and assign a new one (see chapter DASHBOARD).

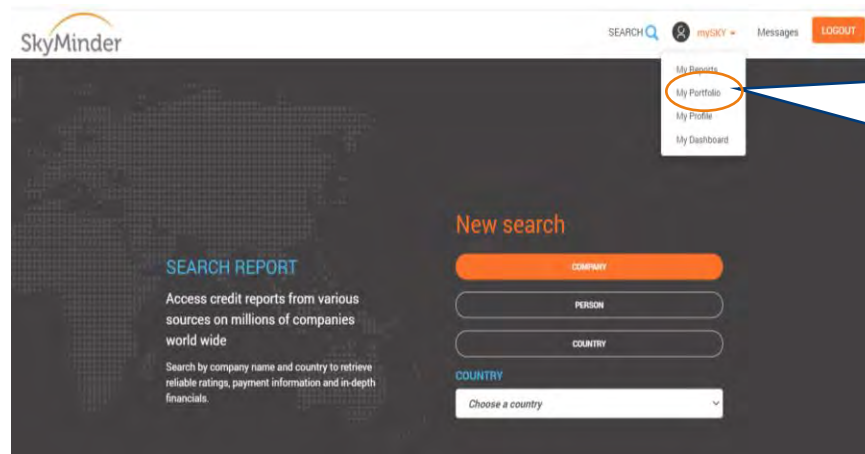
If you hover the mouse over the **“person” button** you just see the user who has purchased the report.

If you click on the **“B” Basket Button** you can disable or re-enable a company to the dashboard (see chapter DASHBOARD).

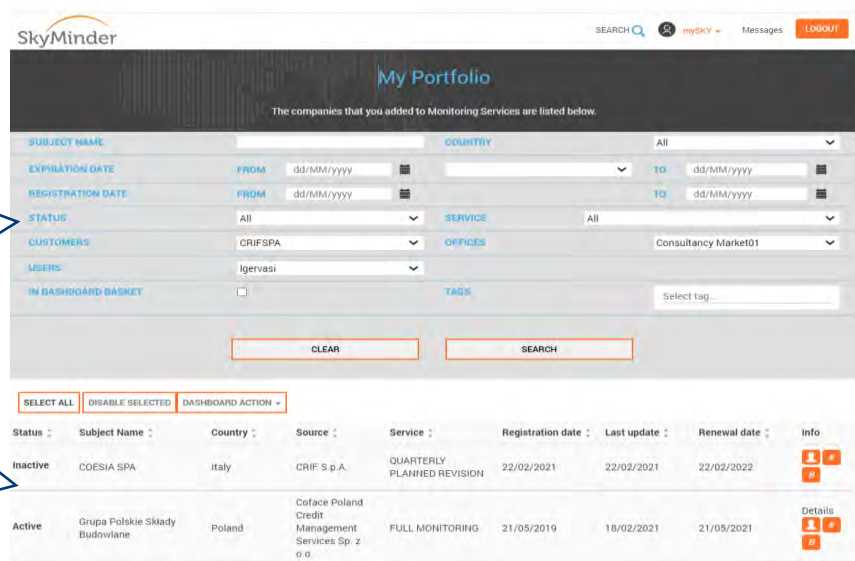
## 12. MY PORTFOLIO

### 12.1. MY PORTFOLIO: THE LIST OF THE MONITORED COMPANIES AND OF THE MONITORING NOTICES.

When you enable any type of monitoring service on a company, you will find that company listed under MY PORTFOLIO.



Click on **MySky** and then on **MY PORTFOLIO** to access your storage.



You can search and filter the companies you have (or you had) under monitoring by using different filters.

All the companies with monitoring service enabled or disabled are listed here.

For all the MY PORTFOLIO functionalities please see following paragraphs:  
10.1.2 and 10.2.3 (Full Monitoring)  
10.2.2 and 10.2.3 (Alert)  
10.3.3 (Planned revision)

### 13. MY PROFILE

In MY PROFILE there are the main info and preferences of the user. You can change your **PRIVACY NOTICE AND CONSENT**, you can **CHANGE PASSWORD** and you can modify other preferences (the fields in white, the grey fields can be modified only by a SkyMinder administrator).

The screenshot shows the 'My Profile' page with the following settings:

- PRIVACY NOTICE AND CONSENT** (grey field)
- CHANGE PASSWORD** (grey field)
- USER NAME**: Igenvaai
- OFFICE**: Consultancy Market01
- SUBSCRIBER**: CRIFSPA
- LEVEL**: Standard
- LANGUAGE**: English
- NOTIFICATIONS MANAGEMENT**: email
- SURNAME**: Igenvaai
- NAME**: Lisa
- EMAIL**: l.gervasi@crif.com
- PHONE**
- FAX**
- PLANNED REVISION FREQUENCY**: MONTHLY
- MONITORING SERVICES EMAIL**: l.gervasi@crif.com

Callout boxes provide the following instructions:

- Top Left:** If you click on **PRIVACY NOTICE AND CONSENT**, you can change our privacy consent settings.
- Top Right:** Click on **MY SKY** and then on **MY PROFILE** to access My Profile.
- Right Side:** By clicking on **CHANGE PASSWORD** you can change our password.
- Right Side:** In **NOTIFICATION MANAGEMENT** you can change the way you are sent notification. The suggested and standard option is email, but you can choose to be notified only via web, both via web and email or not to be notified.
- Bottom Right:** If you change any setting, please click on **SAVE**.
- Bottom Center:** If needed, you can also decide to receive the **monitoring notices to a different email address**.
- Bottom Left:** By changing the **PLANNED REVISION FREQUENCY** you only change the first option that will be displayed in the dropdown menu list of the planned revision frequency.
- Left Side:** You can **change language** of the interface and of the reports in countries where available. Currently the only alternative option to
- Left Side:** If needed, you can **change the email address** of the user (please note that this is the address where notifications are sent).

## 14. MY DASHBOARD

### 14.1. REPORT DASHBOARD

With the **DASHBOARD** you can have a **graphic snapshot of the companies** on which you have purchased the reports in the **last 12 months**.

**Companies included in the dashboard basket must meet these requirements:**

- Only Full Report, Slim Report and Extended Check Report enable companies to be included in the dashboard.
- Only reports delivered in SkyMinder format (because dashboards work on top of normalized / standardized data)
- Only reports purchased in the last year (if more reports have been delivered on the same company in the last year, only the data of the most recent one are included in the dashboard). Very important: this means that the data in the reports considered for the dashboard are stored for 1 year, but this is only at dashboard graph level. The reports of the companies will be stored only for 30 days or 1 year if they have a monitoring service enabled.
- By default, all the companies meeting above criteria go into your dashboard basket, but you can remove manually from the basket from MY REPORT (see paragraph 12.4).

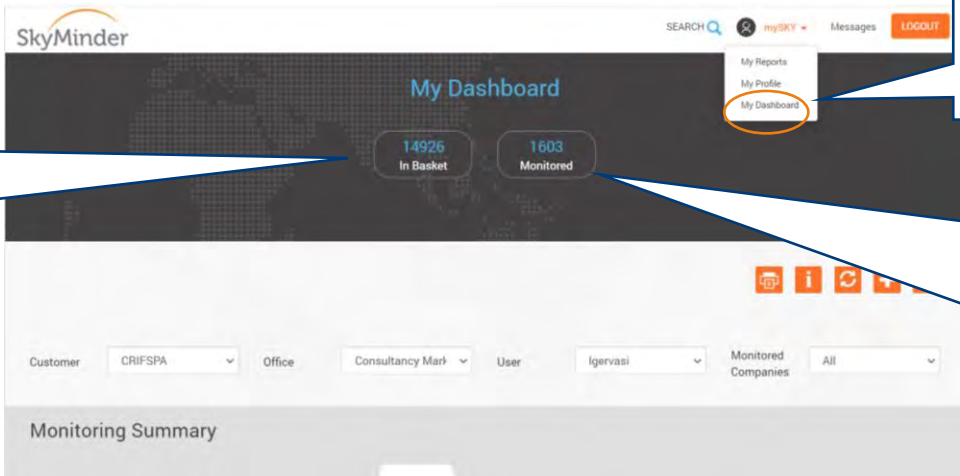
**The data that Dashboard analyses and aggregates are the following:**

- Country Code
- Normalized Legal Form
- Normalized Rating
- Normalized Company Status
- Normalized Primary Industry
- Presence of Adverse data

**In addition:** it is possible to **create TAGS** and assign them to companies and it possible to limit the dashboard to companies part of the basket but classified in a given category.

#### 14.1.1 HOW TO ACCESS AND MANAGE THE REPORT DASHBOARD

The Dashboard is not available by default and should be sent request to be enabled to SkyMinder team. Once the Dashboard is enabled you can access the specific section by clicking on MySky:



The screenshot shows the SkyMinder 'My Dashboard' interface. At the top, there is a navigation bar with 'mySKY' and 'Messages' links. A dropdown menu is open under 'mySKY', with 'My Dashboard' highlighted. Below the navigation, two large circular buttons display '14926 In Basket' and '1603 Monitored'. Below these are several filter buttons: 'Customer' (CRIFSPA), 'Office' (Consultancy Mar), 'User' (Igersasi), and 'Monitored Companies' (All). At the bottom, there is a 'Monitoring Summary' section.

**Callout 1:** This is the number of companies currently included in your dashboard basket.

**Callout 2:** Click on **MY SKY** and then on **MY DASHBOARD**.

**Callout 3:** This is the number of companies in your basket that are currently under monitoring (if monitoring dashboard is enabled).



### 14.1.2 REPORT DASHBOARD MAIN FEATURES

First general overview: when the dashboard is enabled, by default the two graphs in the picture below are displayed: the RATING GRAPH DISTRIBUTION ONE AND THE NEGATIVE DATA DISTRIBUTION ONE.

**Number of reports "In the Basket": number of companies that are included in the dashboard.**

Depending on the user visibility permissions, through the "Customer", "Office" and "User" dropdown menu lists it is possible to switch dashboard at any level with a single click.

**Printer icon** : it prints simple page with all dashboard in My Dashboard  
**Information icon**: displays popup with general information on the Dashboard (mainly eligibility of reports)  
**Refresh icon**: updates dashboards capturing new reports or changes  
**Plus icon (Add Dashboard)**: to create a new dashboard. It is possible to create and maintain up to 6 dashboards.

Here you can include, exclude or see only monitored companies in the dashboard.

**Dashboard title.**

**Dashboard description.**

**Circular chart** indicating the size of each category, according to the number of companies falling in that category (as per last report available) and indicating the total number of companies in it.  
 If you hover the mouse over a slice, it "animates" the slice and highlights the number of companies in it  
 By clicking on each slice, user is redirected to My Report with the same search criteria so to access to reports on those companies (if reports are still available in the storage).

**Settings** (opens the screen to edit the dashboard setting).

**Drag and drop** (to sort the dashboard within My Dashboard page).

**Legend of the categories.**

**Dashboard level** showing the level of hierarchy considered (user, office, customer, etc.).

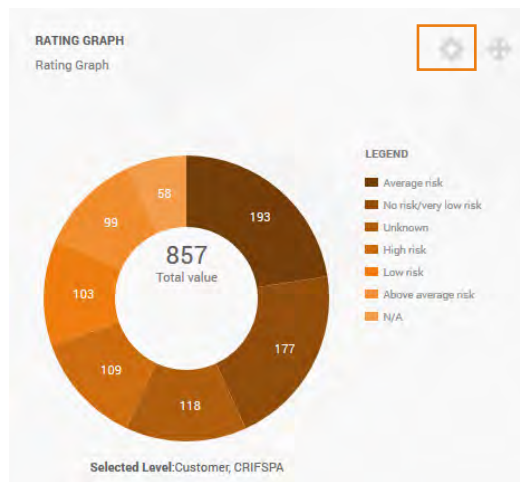
Risk Category	Count
Average risk	58
No risk/very low risk	193
Unknown	177
High risk	118
Low risk	109
Above average risk	103
N/A	99
<b>Total value</b>	<b>857</b>

It is also possible to have the circular chart with percentages instead of absolute numbers.



### 14.1.3 REPORT DASHBOARD SETTINGS

14.1.3.1. BY CLICKING ON THE SETTINGS ICON IT IS POSSIBLE TO ACCESS THE DASHBOARD SETTING AND CHANGE THEM.



Click on the SETTINGS symbol.

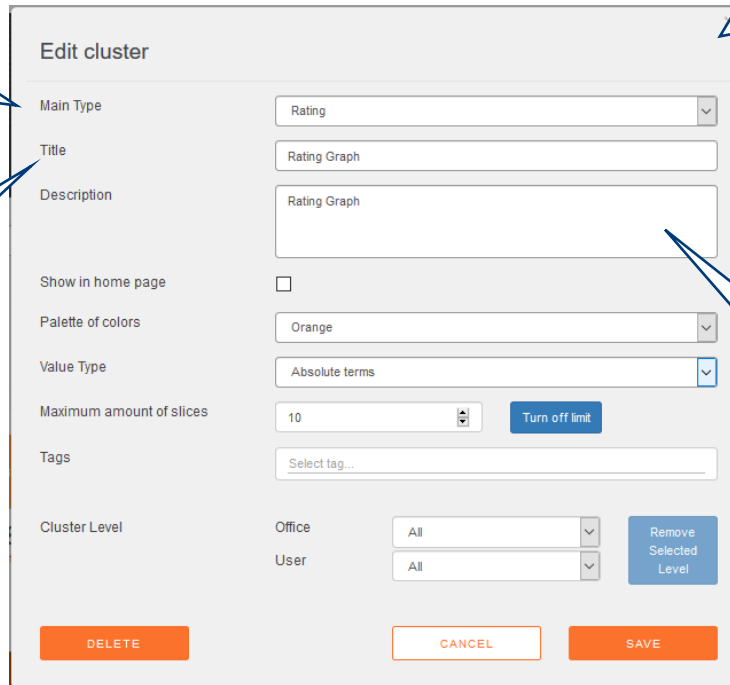
### 14.1.3.2. EDIT CLUSTER MASK

**Main type:** you can choose the type of data represented in the dashboard (see chapter 15 first paragraph).

**Title:** you have to insert a title to immediately identify the dashboard content.

The main values available in **Main Type** are:

- Rating
- Country
- Legal Form
- Company Status
- Main Industry (NACE based)
- Presence of adverse data
- Tags (more details in following paragraphs)



**Description:** you have to enter text to provide more information on the dashboard.

If you flag “**Show in home page**” the specific Dashboard will be also displayed in the Home Page (maximum 2

**Value Type:** the counting in the dashboard can be in Absolute terms (number of companies) or Percentage (% on the basket total).

**Tags:** it is possible to limit the dashboard to companies part of the basket but classified in a given category.

**Palette of colors:** it changes the palette of colors of the dashboard. It is possible to choose among the following colors: Orange, Blue, Grey, Multicolor (2 colors in sequential way, useful where color gradient are not effective).

**Maximum amount of slices:** it is possible to limit slices to a given number (remaining slices will be included in a generic “others”). Recommended max of 10 for display purposes.

**Cluster level:** it is possible to change the number of companies included in the dashboard cluster also by changing the level of the users of the same customer.

**Delete:** by clicking here you delete the specific dashboard.

Click on **Save** after having decided and changed the settings.

### 14.1.4 THE REPORT DASHBOARD IN THE HOMEPAGE

As explained in previous paragraph (14.1.3.2) it is possible to display up to two dashboards also in the homepage.

By clicking on a single slice you are redirected to My Report, to the list of all reports for companies included in the slice. However, the report will be available only accordingly to the storage rules (30 days for non-onitored companies, 12 months for monitored companies).



### 14.1.5 DASHBOARD ACTION WITHIN “MY REPORT”

#### DASHBOARD ACTIONS IN THE FILTERS OF “MY REPORTS”

Click on **MY SKY** and then on **MY REPORT**.

It is possible to search and filter companies displayed under MY REPORT also by selecting only those included in the dashboard basket.

It is possible to search and filter companies displayed under MY REPORT also by selecting those that have been assigned a specific tag.

After selecting filters, always click on **SEARCH**.




### 14.1.5.1. DASHBOARD ACTIONS ON A SINGLE COMPANY/REPORT

Delivery Date:	10/02/2021	Report Language:	EN	
Company name	SCHNEIDER ELECTRIC FRANCE	Status:	Delivered	
Country:	France	Skycode:	SKY14780001356181	
Source:	Ellisphere	Service:	Online	
Report type:	Slim Report	Order date:	09/02/2021	
Price:	0.00 EUR	Expiration date:	11/03/2021	
Delivery Date:	09/02/2021	Report Language:	EN	
Company name :	SCHNEIDER ELECTRIC INDUSTRIES SAS	Status:	Cancelled	
Country:	France	Skycode:	SKY14790001356162	
Source:	Worldbox	Service:	Normal	
Report type:	Credit Report	Order date:	09/02/2021	
Price:	0.00 EUR	Expiration date:	-	
Report Language:	EN			
Delivery Date:	10/02/2021	Report Language:	EN	
Company name	SCHNEIDER ELECTRIC FRANCE	Status:	Delivered	
Country:	France	Skycode:	SKY14780001356181	
Source:	Ellisphere	Service:	Online	
Report type:	Slim Report	Order date:	09/02/2021	
Price:	0.00 EUR	Expiration date:	11/03/2021	
Delivery Date:	09/02/2021	Report Language:	EN	
Company name :	SCHNEIDER ELECTRIC INDUSTRIES SAS	Status:	Cancelled	
Country:	France	Skycode:	SKY14790001356162	
Source:	Worldbox	Service:	Normal	
Report type:	Credit Report	Order date:	09/02/2021	
Price:	0.00 EUR	Expiration date:	-	
Report Language:	EN			

**"B" Basket Button:** each company report is automatically added to the Dashboard Basket, but by clicking on this button it is possible to remove it or (re)add it to the dashboard basket. In case of reports purchased on the same company, the button is displayed only for the latest available report.

**"#" Tag Button:** for each report it is possible to assign a tag so to allow grouping of companies in the dashboard at other user-driven levels.

#### 14.1.5.1.1. BASKET BUTTON

Delivery Date:	10/02/2021	Report Language:	EN	
Company name	SCHNEIDER ELECTRIC FRANCE	Status:	Delivered	
Country:	France	Skycode:	SKY14780001356181	
Source:	Ellisphere	Service:	Online	
Report type:	Slim Report	Order date:	09/02/2021	
Price:	0.00 EUR	Expiration date:	11/03/2021	
Delivery Date:	09/02/2021	Report Language:	EN	
Company name :	SCHNEIDER E	Status:	Cancelled	
Country:	France	Skycode:	SKY14790001356162	
Source:	Worldbox	Service:	Normal	
Report type:	Credit Report	Order date:	09/02/2021	
Price:	0.00 EUR	Expiration date:	-	
Report Language:	EN			
Company name :	Sonmental MusterbetriebsgmbH	Status:	Delivered	
Country:	Austria	Skycode:	SKY01920001351339	
Source:	DRIF GmbH	Service:	Online	
Report type:	Credit Report	Order date:	08/02/2021	
Price:	Demo Company	Expiration date:	10/03/2021	

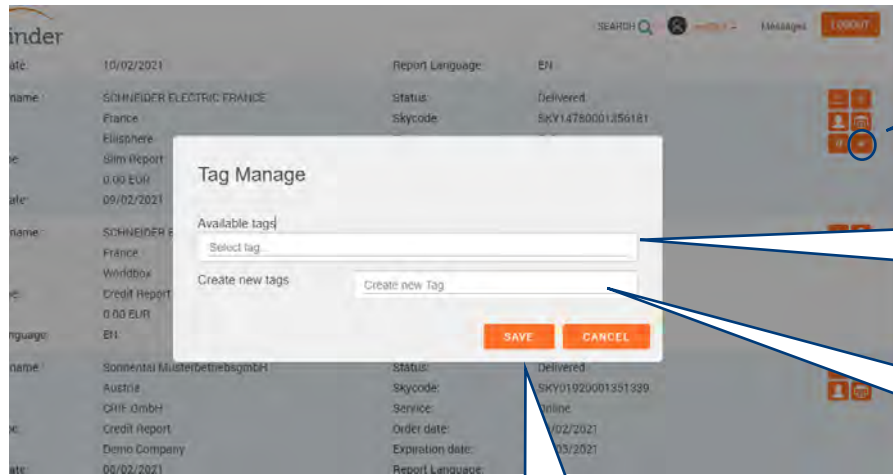
**Disable Dashboard**  
Do you want to disable this company from dashboard ?

OK CLOSE

If you click on the **Basket Button** the pop up displayed will appear.

The pop up will ask you to disable or enable the company to the dashboard basket.

#### 14.1.5.1.2. TAG BUTTON



If you click on the # Tag Button the pop up displayed will appear.

You will be able to assign one of the existing TAG (this means a tag previously created by you) to the company.

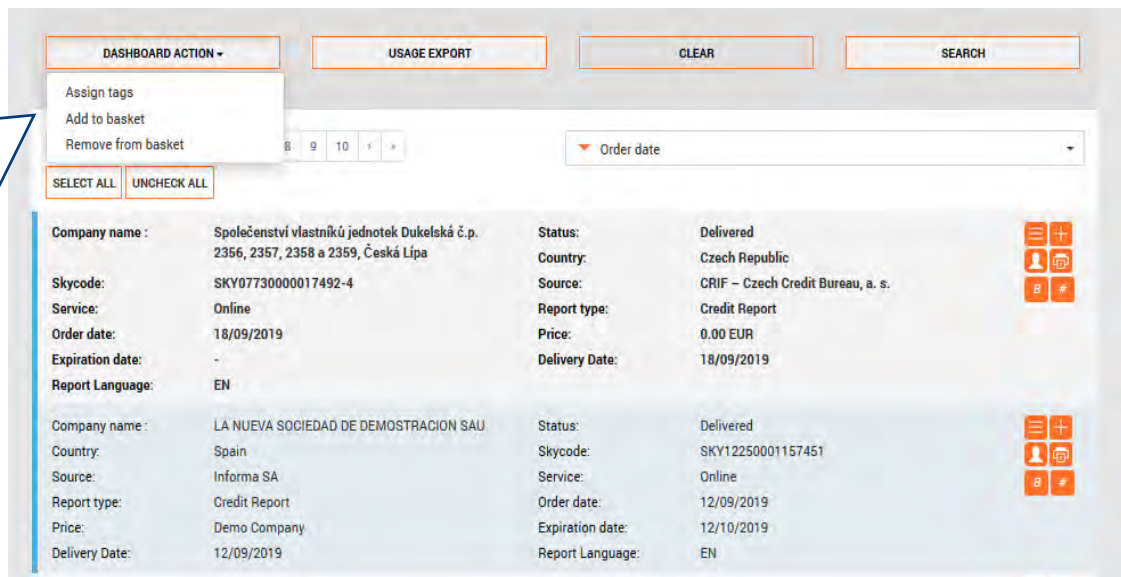
You will be able create a new TAG and then assign it to the company.

Click on SAVE.

#### 14.1.5.2. DASHBOARD ACTIONS ON MULTIPLE COMPANIES/REPORTS

The same actions can be done on multiple companies. After selecting some companies listed in MY REPORTS (or click on SELECT ALL to select all companies), you can do the following:

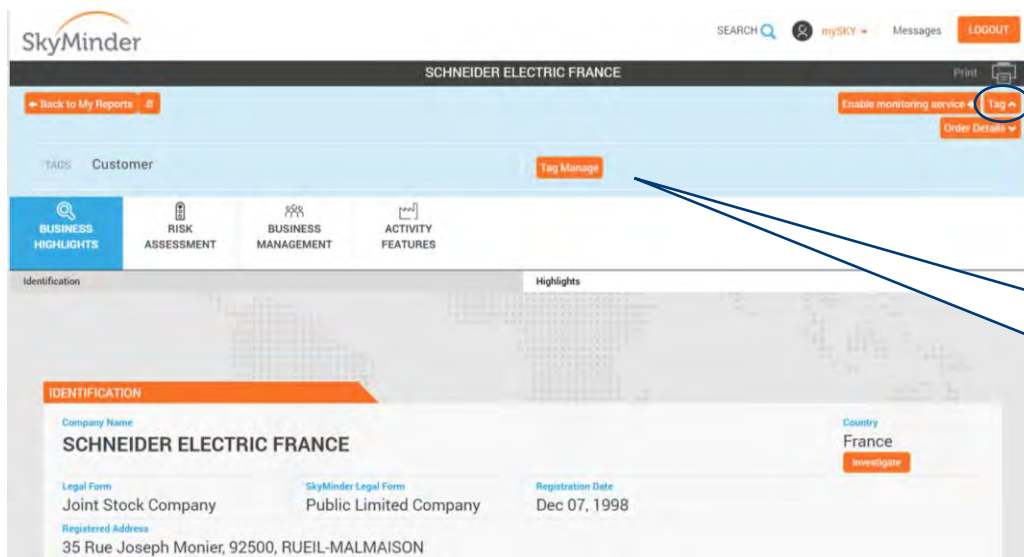
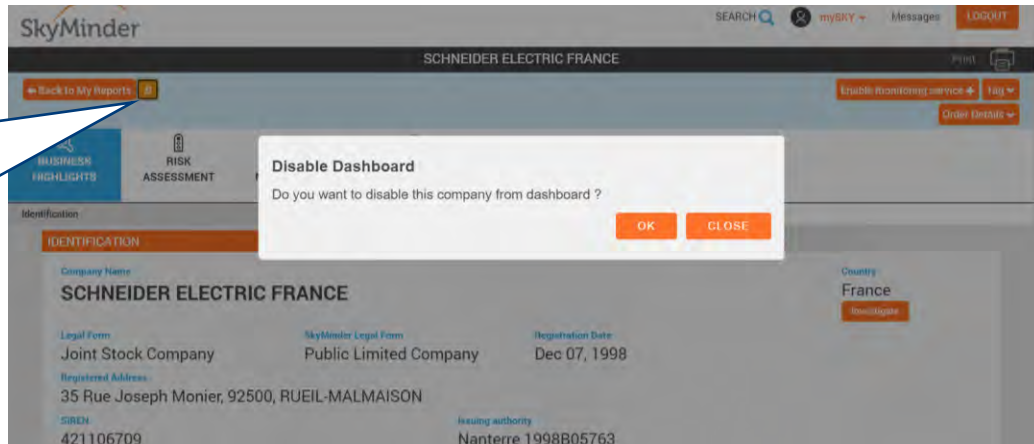
By clicking on **DASHBOARD ACTIONS** you can ASSIGN TAG or ADD TO BASKET or REMOVE FROM BASKET all the selected companies.



### 14.1.6 DASHBOARD ACTIONS WITHIN THE REPORT

The same functionalities to see and manage tags or add / remove from Basket are possible within the report data in the header.

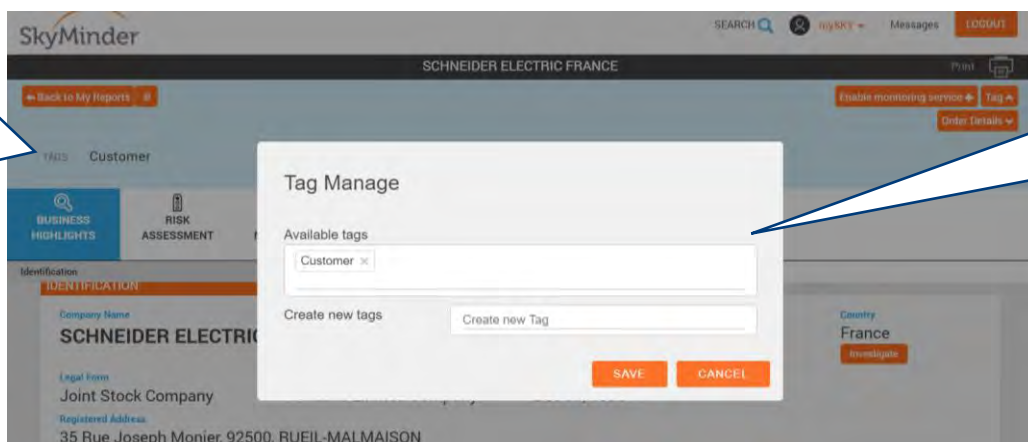
By clicking on the **Basket** button you can disable or enable the company from/to the dashboard.



If you click on **Tag**, the **Tag Manage** button will appear.

Click on **Tag Manage** if you want to assign or remove a tag to the company. The pop up **Tag Manage** will appear.

If you assign a tag, the tag will be displayed there.



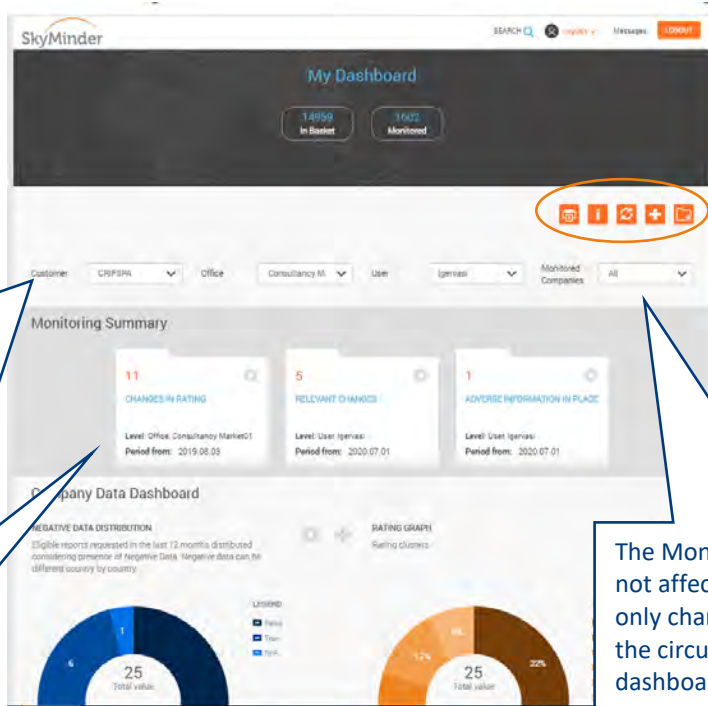
You can assign an available tag or create a new one.

## 14.2. MONITORING DASHBOARD

In addition to the report dashboard (which of course keeps into consideration also the updates received through the full monitoring), it is possible to enable a dashboard focused only on the full monitoring notifications received on the companies under monitoring.

Depending on the user visibility permissions, through the “Customer”, “Office” and “User” dropdown menu lists it is possible to switch dashboard at any level with a single click.

The Monitoring Dashboards are represented as folders.



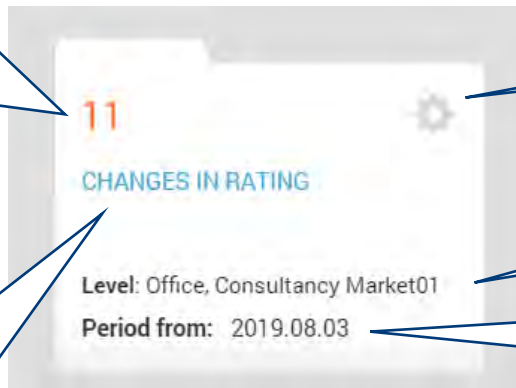
**Printer icon** : it prints simple page with all dashboard in My Dashboard  
**Information icon**: displays popup with general information on the Dashboard (mainly eligibility of reports)  
**Refresh icon**: updates dashboards capturing new reports or changes  
**Plus icon (Add Dashboard)**: to create a new dashboard. It is possible to create and maintain up to 6 dashboards  
**Folder icon (Add new monitoring folder)**: to create a new folder on monitoring data. It is possible to create and maintain up to 4 folders.

The Monitored Companies menu does not affect the Monitoring Dashboard, it only changes number of companies in the circular charts of the reports dashboard.

### 14.2.1 MONITORING DASHBOARD: MONITORING FOLDER REPRESENTATION

**Number of companies included in the specific cluster** (in this case the number of companies on which a notice of rating change has been received in the selected period). **If you click on it you are redirected to the to My Report**, to the list of all reports for companies included in the slice.

Folder title



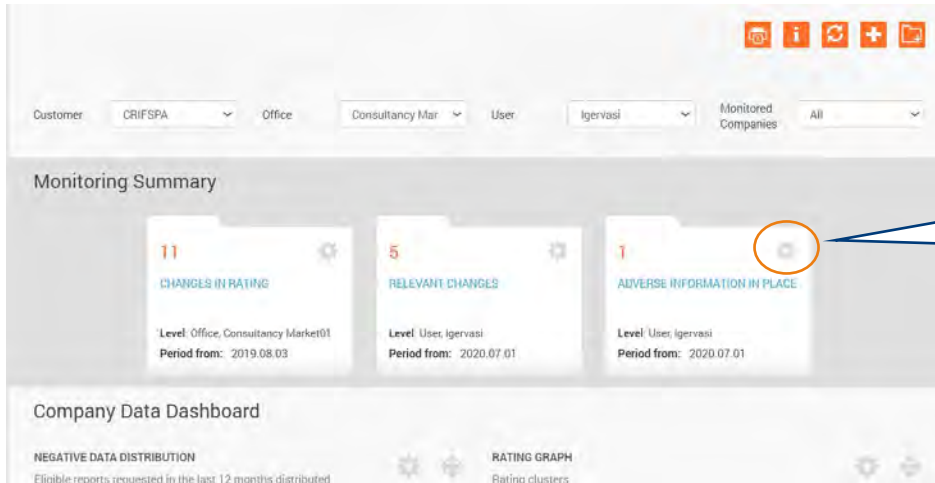
**Settings**: if you click here, the **EDIT CLUSTER** mask will open.

**Dashboard level** showing the level of hierarchy considered (user, office, customer, etc.).

**Period**: it displays the period of observation selected by the user customer, etc.).



## 14.2.2 MONITORING DASHBOARD: EDIT MONITORING CLUSTER



Click on the **Settings** symbol to edit an existing monitoring cluster.

**Tags:** it is possible to limit the folder count to companies part of the basket but classified in a given category.

If you flag **"Show in home page"** the specific Dashboard will be also displayed in the Home Page (maximum 2 dashboard).

**Cluster Level:** it is possible to change the number of companies included in the dashboard cluster also by changing the level of the users of the same customer (depending on the visibility of the user).

Grey fields cannot be edited.

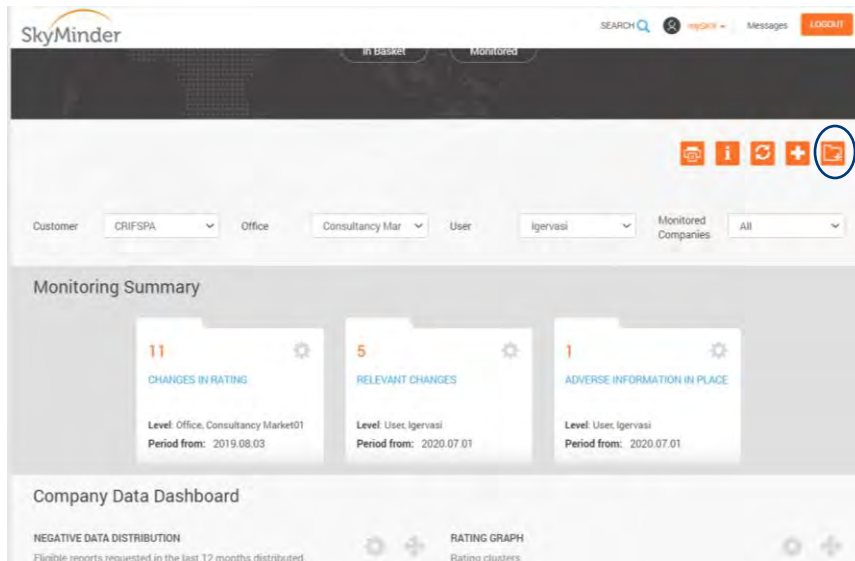
**Period:** in case of custom cluster the user can select one period among:

- Custom – in this case, user has to select a fixed period using calendar fields
- Last week
- Last two weeks
- Last month

**Delete:** by clicking here you delete the monitoring cluster.

Click on **SAVE** to keep changes.

### 14.2.3 MONITORING DASHBOARD: CREATE NEW MONITORING CLUSTER



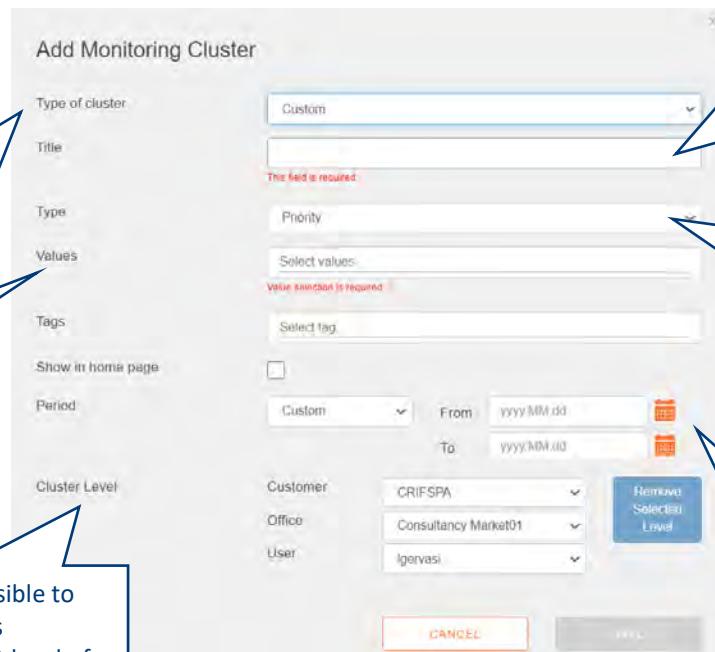
Click on the Folder icon. It is possible to create and maintain up to 4 folders.

**Type of cluster:** this is the main value on which the folder is created. Available values:

- Custom
- Relevant changes
- Changes in rating
- Adverse information in place

**Values:** on the basis of selected Type, user has to choose at least one value among the available ones.

**Cluster Level:** it is possible to include the companies purchased by different level of users of the same customer (depending on the visibility of the user).



**Title:** in case of custom cluster, the user has to enter a description to immediately identify the folder content. In case of the other pre-defined types of cluster, the title is automatically created by the system.

**Type:** in case of custom cluster, user has to choose among:

- Priority
- Main area
- Category

**Period:** in case of custom cluster the user can select one period among:

- Custom – in this case, user has to select a fixed period using calendar fields
- Last week
- Last two weeks
- Last month

With regard to the fields **Tags**, **Show in home page**, **Period** and **Cluster Level**, see previous paragraph 14.2.2 MONITORING DASHBOARD: EDIT MONITORING CLUSTER

### 14.2.4 THE MONITORING DASHBOARD IN THE HOMEPAGE



Select the monitoring dashboard folder of your interest and click on **Settings**.

Flag **“Show in home page”** and click on Save at the right bottom of the page.

Edit Monitoring Cluster

Title: Changes in rating

Type: Category

Values: Rating Local Rating Normalized

Tags: Select tag

Show in home page:

Period: Custom From: 2019.08.03 To: yyyyMM.dd

Cluster Level: Customer: CRIFSPA Office: Consultancy Market01 User: All

Buttons: DELETE, CANCEL, SAVE, Remove Selected Level

The **Monitoring Dashboard** folder is displayed in the homepage.

SkyMinder

SEARCH mysky Messages LOGOUT

11 CHANGES IN RATING

Level: Office, Consultancy Market01

Period from: 2019.08.03

RATING GRAPH

Rating clusters

LEGEND

- Low risk
- Average risk
- High risk
- Unknown
- No risk/very low risk
- Above average risk

25 Total value

SEARCH REPORT

Access credit reports from various sources on millions of companies world wide

Search by company name and country to retrieve reliable ratings, payment information and in-depth financials.

New search

COMPANY

PERSON

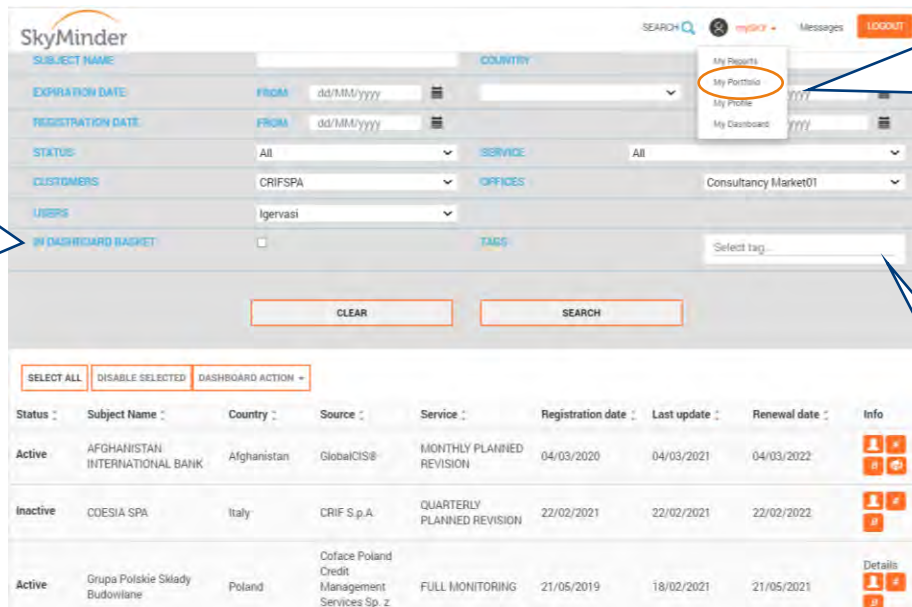
COUNTRY

COUNTRY: Choose a country

## 14.2.1 MONITORING DASHBOARD ACTIONS WITHIN “MY PORTFOLIO”

### 14.2.1.1. DASHBOARD ACTIONS IN THE FILTERS OF “MY PORTFOLIO”

It is possible to search and filter companies displayed under MY PORTFOLIO also by selecting only those included in the dashboard



The screenshot shows the SkyMinder interface with various filters for 'My Portfolio'. A dropdown menu is open, showing options like 'My Reports', 'My Portfolio', 'My Profile', and 'My Dashboard'. Below the filters is a table of monitored companies with columns for Status, Subject Name, Country, Source, Service, Registration date, Last update, and Renewal date. The table contains three rows of data.

Status	Subject Name	Country	Source	Service	Registration date	Last update	Renewal date	Info
Active	AFGHANISTAN INTERNATIONAL BANK	Afghanistan	GlobalCIS®	MONTHLY PLANNED REVISION	04/03/2020	04/03/2021	04/03/2022	[Info] [Details]
Inactive	COESIA SPA	Italy	CRIF S.p.A.	QUARTERLY PLANNED REVISION	22/02/2021	22/02/2021	22/02/2022	[Info] [Details]
Active	Grupa Polskie Składy Budowlane	Poland	Coface Poland Credit Management Services Sp. z o.o.	FULL MONITORING	21/05/2019	18/02/2021	21/05/2021	[Info] [Details]

Click on **MySky** and then on **MY Portfolio** to access your portfolio listing companies under monitoring.

You can filter the company listed in MY PORTFOLIO by selecting only those with a **specific tag** created by you.

### 14.2.1.2. DASHBOARD ACTIONS ON A SINGLE COMPANY



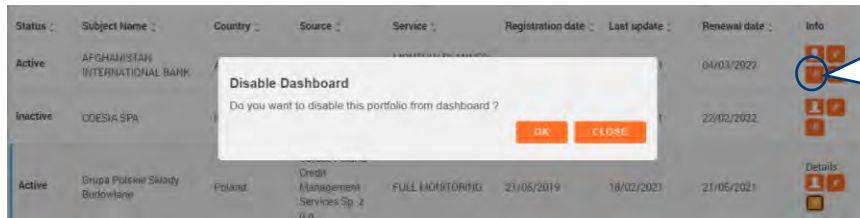
The screenshot shows a single company entry in the SkyMinder dashboard. The entry is for 'Grupa Polskie Składy Budowlane' from Poland, with a 'FULL MONITORING' service. The entry includes columns for Status, Subject Name, Country, Source, Service, Registration date, Last update, and Renewal date. Action buttons for 'Details', 'Info', and 'Basket' are visible for each entry.

Status	Subject Name	Country	Source	Service	Registration date	Last update	Renewal date	Info
Active	Grupa Polskie Składy Budowlane	Poland	Management Services Sp. z o.o.	FULL MONITORING	21/05/2019	18/02/2021	21/05/2021	[Info] [Details]
Active	APRULIA TASTE S.R.L.S.	Italy	CRIF S.p.A.	FULL MONITORING	12/11/2019	17/02/2021	12/11/2021	[Info] [Details]
Active	Sonnental MusterbetriebsgmbH	Austria	CRIF GmbH	FULL MONITORING	16/01/2018	15/02/2021	16/01/2022	[Info] [Details]

**“#”Tag Button:** for each report it is possible to assign a tag so to allow grouping of companies in the dashboard at other user-driven levels (also more than one). Clicking it shows available tags (shared by users within same organization) or to create new ones. It is possible to create new tags in two easy steps: digit the label and press “Enter” button of keyboard

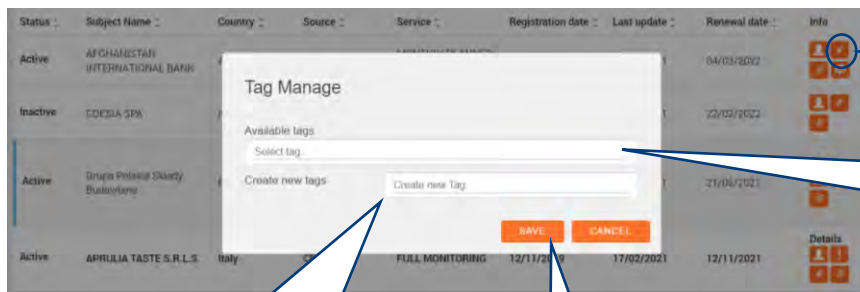
**“B” Basket Button:** each company is automatically added to the Dashboard Basket, but by clicking on this button it is possible to remove it or (re)add it to the dashboard basket. In case of reports purchased on the same company, the button is displayed only for the latest available report.

### 14.2.1.2.1. BASKET BUTTON



If you click on the **Basket Button** the pop up displayed will appear. The pop up will ask you to disable or enable the company to the dashboard basket. The pop up will ask you to disable or enable the company to the dashboard basket.

### 14.2.1.2.2. TAG BUTTON



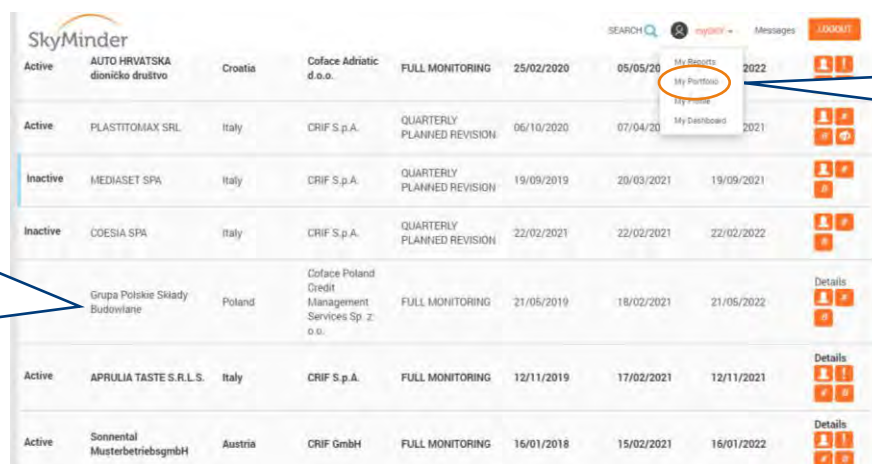
If you click on the # **Tag Button** the pop up displayed will appear.

You will be able to **assign one of the existing TAG** (this means a tag previously created by you) to the company.

You will be able create a **new TAG** and then assign it to the company.

Click on **SAVE**.

## 14.2.2 MONITORING DASHBOARD ACTIONS WITHIN MONITORING DETAILS PAGE



Click on **mySky** and then on **MY PORTFOLIO**.

In **MY PORTFOLIO** click on the company of your interest to access the company's monitoring details page.

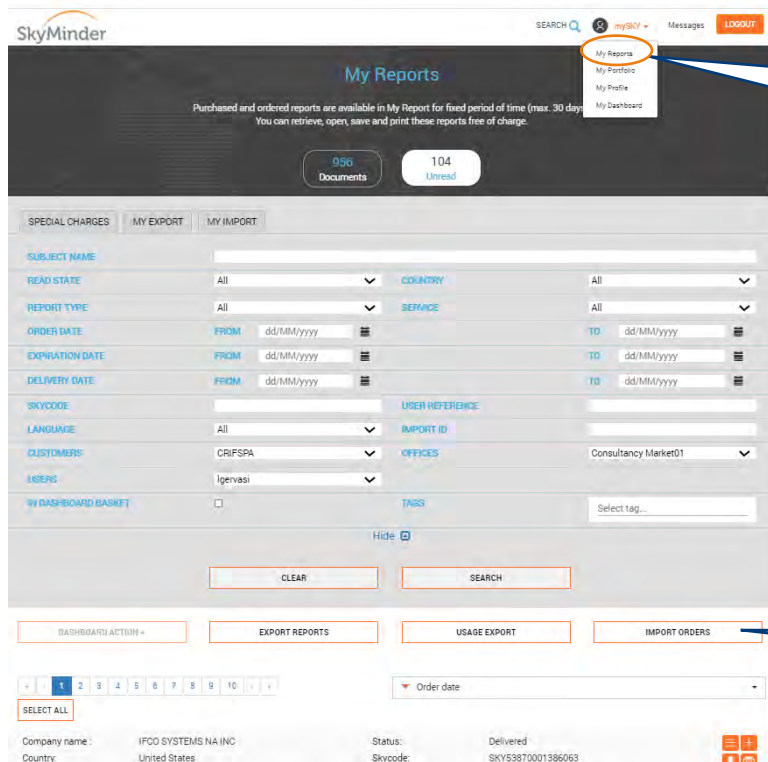
The screenshot shows the SkyMinder dashboard interface. At the top, there is a navigation bar with 'SEARCH', 'mySNV', 'Messages', and 'LOGOUT'. Below this, a 'Back to My Portfolio' button with a basket icon and a 'Tag' button with a hash icon are highlighted. The main content area displays details for a company named 'Sönnehtal MusterbetriebsgmbH', including its country (Austria) and source (CRIF GmbH). A 'SERVICE' section indicates 'FULL MONITORING' with registration and renewal dates. A table of statistics shows 32 total changes and 4 changes in the last 30 days. Below this are filters for 'BASE STATE' and 'MACRO AREA', and date pickers for 'CHANGE DATE' with 'FROM' and 'TO' fields. A 'CLEAN' and 'SEARCH' button are at the bottom of the filter section. A table of reports is shown at the bottom, with columns for 'All', 'Relevance', 'Change date', 'Macro Area', 'Area', and 'Description'. Three rows of reports are visible, each with a 'SEE REPORT' button and a 'Details' link. A 'Usage Export' button is located in the top right of the table area.

**“B” Basket Button:**  
to add or remove  
the company from  
the dashboard  
basket.

**“#” Tag Button**  
to assign a tag so to  
allow grouping of  
companies in the  
dashboard at  
other user-driven  
levels (also more  
than one).

## 15. IMPORT AND SEARCH & MATCH

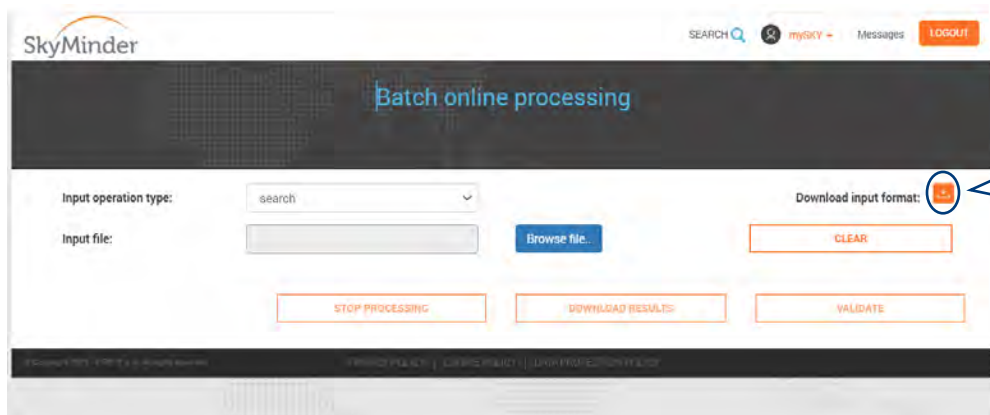
On SkyMinder, from MY REPORTS section, it is **possible to import a list of companies from an excel file**. SkyMinder will execute the Search and Match from candidates found; on each companies the products available will be displayed and the user will be able to place massive online orders and/or fresh investigations.



Click on **MySky** and then on **MY REPORTS** to access your reports storage.

Click on **IMPORT ORDERS**

### 15.1. IMPORT EXCEL FILE AND VALIDATE DATA



Click on **Download input format** to download the excel template to be used to be sure that the companies listed are imported successfully.

1	NAME	ADDRESS STREET	CITY	POSTAL_CODE	PROVINCE_CODE	STATE	COUNTRY_TEXT	COUNTRY_CODE	VAT_NUMBER	REGISTRATION_NUMBER	TAX_ID	SUPPLIER_ID
2	AFGHANISTAN INTERNATIONAL BANK						Afghanistan	AFG				
3	DONIANNA SH, P.K.						Albania	ALB				
4	STARKIST SAMOA INC						American Samoa	ASM				
5	Department of Information Technology						Anguilla	AIA				
6	PETROBRAS ARGENTINA SA						Argentina	ARG				
7	PROMETEY BANK LLC						Armenia	ARM				
8												
9												
10												
11												
12												
13												
14												
15												
16												
17												
18												
19												
20												
21												
22												
23												
24												

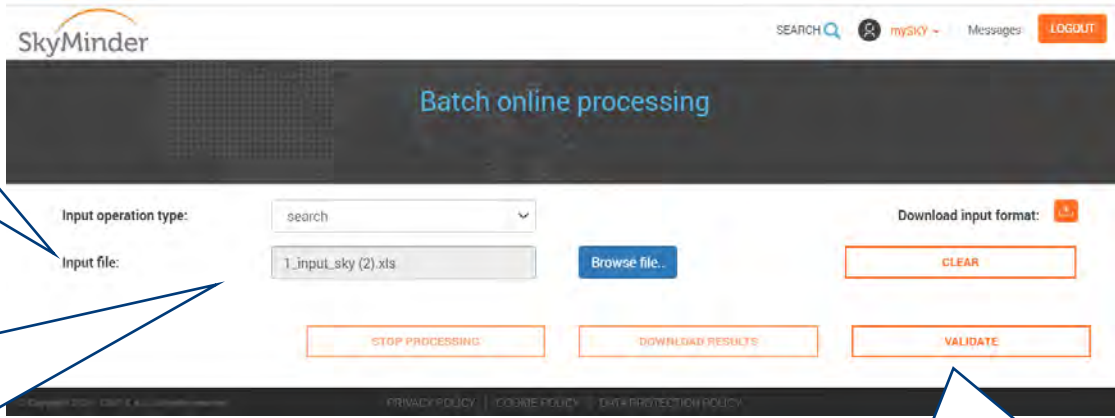
The **first sheet** is for **companies search**: minimum required field are NAME, COUNTRY AND COUNTRY CODE.

Fill the excel file with the data of the companies you would like to search on SkyMinder.

1	FIRST_NAME	MIDDLE_NAME	LAST_NAME	GENDER	ADDRESS	STATE	CITY	BIRTHDATE	COUNTRY_TEXT	COUNTRY_CODE
2	Mario		Rossi	Male			Milan	29.09.1936	ITA	
3										
4										
5										
6										
7										
8										
9										
10										
11										
12										
13										
14										
15										
16										
17										

The **second sheet** is for **person search**: minimum required field are FIRST NAME, LAST NAME, GENDER, COUNTRY AND COUNTRY CODE. Rememer: person search is available only for compliance report.

Fill the excel file with the data of the persons you would like to search on SkyMinder.



The screenshot shows the 'Batch online processing' page on the SkyMinder website. At the top, there is a search bar and a 'mySky' profile icon. The main content area has a dark header with the text 'Batch online processing'. Below this, there are several input fields and buttons:
 

- 'Input operation type:' with a dropdown menu set to 'search'.
- 'Input file:' with a text box containing '1\_input\_sky (2).xls' and a 'Browse file...' button.
- 'Download input format:' with a small icon and a 'CLEAR' button.
- At the bottom, there are three buttons: 'STOP PROCESSING', 'DOWNLOAD RESULTS', and 'VALIDATE'.

**1 step:** select **SEARCH** in the input operation type.

**2<sup>nd</sup> step:** then, browse file to upload the excel you have compiled by using the above mentioned template.

**3<sup>rd</sup> step:** click on **VALIDATE**.



If the excel file has been compiled properly with the minimum required information, validation results are **GREEN**.

If the excel file has been not been correctly, validation results are **RED** and a message error informs you about the type of error/missing information, so that you can correct the excel and validate it again.

The same happens to the validation of persons data.

The screenshot shows the SkyMinder interface with validation results for companies and persons. The 'Companies' table has 14 rows, with rows 1-12 highlighted in green (valid) and rows 13-14 highlighted in red (invalid). Row 13 has an error message: 'CountryCode cannot be empty. It is mandatory value.' The 'Persons' table has 2 rows, with row 15 highlighted in green (valid) and row 16 highlighted in red (invalid). Row 16 has an error message: 'Gender cannot be empty. It is mandatory value.'

Companies										
	Name	Address	City	Postal Code	Country	Vat Number	Registration Number	Tax Id	Supplier Id	Provider Name
1	AFGHANISTAN INTERNATIONAL BANK				Afghanistan					
2	DOHANNIA SH.PK.				Albania					
3	STARKIST SAMDA INC				American Samoa					
4	Department of Information Technology				Anguilla					
5	PETROBRAS ARGENTINA SA				Argentina					
6	PROMETEY BANK LLC				Armenia					
7	DUCATI MOTOR HOLDING				Italy					
8	Schneider Electric				SLOVAKIA (Slovak Republic)					
9	1st Web Company s. r. o.				Thailand					
10	DANIELI CO LTD				United Kingdom					
11	HARRODS LIMITED				Netherlands					
12	Het Ruytertje B.V.				Korea, Republic of (South Korea)					
13	Smartel Inc.				United States					CountryCode cannot be empty. It is mandatory value.
14	netflix				ANTIGUA AND BARBUDA					

Persons									
	First Name	Middle Name	Last Name	Gender	Date Of Birth	Country Code	Address	State	City
15	Mario		Rossi	Male	29.09.1936	ITA			
16	Anna		Rossi			US			

Gender cannot be empty. It is mandatory value.

## 15.2. AFTER VALIDATION, SEARCH COMPANIES OR PERSONS

The screenshot shows the 'Batch online processing' interface in SkyMinder. It includes a search bar, a dropdown for 'Input operation type' (set to 'search'), and a text input for 'Input file' containing '\_1\_input\_sky DEMO.xls'. There are buttons for 'Browse file...', 'CLEAR', 'STOP PROCESSING', 'DOWNLOAD RESULTS', and 'SEARCH'. Below the form is a table showing the results of the search for companies, with the first 9 rows highlighted in green.

Batch online processing										
Input operation type: search										
Input file: _1_input_sky DEMO.xls										
Download input format: [icon]										
[STOP PROCESSING] [DOWNLOAD RESULTS] [SEARCH]										
Companies										
	Name	Address	City	Postal Code	Country	Vat Number	Registration Number	Tax Id	Supplier Id	Provider Name
1	AFGHANISTAN INTERNATIONAL BANK				Afghanistan					
2	DOHANNIA SH.PK.				Albania					
3	STARKIST SAMDA INC				American Samoa					
4	Department of Information Technology				Anguilla					
5	PETROBRAS ARGENTINA SA				Argentina					
6	PROMETEY BANK LLC				Armenia					
7	DUCATI MOTOR HOLDING				Italy					
8	Schneider Electric				SLOVAKIA (Slovak Republic)					
9	1st Web Company s. r. o.				Thailand					

After the validation, to proceed with the batch orders, click on **SEARCH**.

### 15.2.1 AFTER CLICKING ON SEARCH: IF RESULTS ARE GREEN

If the result of the search is **GREEN**, it means that the company searched has been identified by the system and that the order can be processed.

Companies	Name	Address	City	Postal Code	Country	Vat Number	Registration Number	Tax Id	Supplier Id	Provider Name
1	AFGHANISTAN INTERNATIONAL BANK	Haji Yaqoob Square, Shahabudin Watt Kabul, Afghanistan	Kabul		Afghanistan				P0890246	GlobalCIS®
2	DOHANNNA SH.PK.				Albania					
No match found. Expand the list for a manual selection of the subject.										
3	STARKIST SAMOA INC.	Alu'u Main Rd 96799 Pago Pago American Samoa	Pago Pago	96799	American Samoa				P2869170	GlobalCIS®
4	Department of Information Technology				Anguilla					

### 15.2.2 AFTER CLICKING ON SEARCH: IF RESULTS ARE YELLOW

If the result of the search is **YELLOW**, it means that no exact match has been found, but similar matches or more matches have been found. In this case click on the message **“No match found. Expand the list for a manual selection of the subject”**.

Companies	Name	Address	City	Postal Code	Country	Vat Number	Registration Number	Tax Id	Supplier Id	Provider Name
1	AFGHANISTAN INTERNATIONAL BANK	Haji Yaqoob Square, Shahabudin Watt Kabul, Afghanistan	Kabul		Afghanistan				P0890246	GlobalCIS®
2	DOHANNNA SH.PK.				Albania					
No match found. Expand the list for a manual selection of the subject.										
3	STARKIST SAMOA INC.	Alu'u Main Rd 96799 Pago Pago American Samoa	Pago Pago	96799	American Samoa				P2869170	GlobalCIS®
4	Department of Information Technology				Anguilla					

If you click on the message **“No match found. Expand the list for a manual selection of the subject”**, the system displays in **GREY** the available options it has found. If there is the one you are searching for, click on it.

8.	Schneider Electric				SLOVAKIA (Slovak Republic)					
No match found.										
8.1	SCHNEIDER ELECTRIC SLOVAKIA, spol. s r.o.	Karadžičova 16, Bratislava, 82108, Slovensko	Bratislava	82108			35723394		21876800	CRIF - Slovak Credit Bureau, s. r. o.
8.2	Schneider Electric Systems Slovakia s.r.o.	Karadžičova 16, Bratislava - mestská časť Ružinov, 82108, Slovensko	Bratislava - mestská časť Ružinov	82108			43992331		22447930	CRIF - Slovak Credit Bureau, s. r. o.

When you click on the selected options it will become **GREEN**.

8.	Schneider Electric				SLOVAKIA (Slovak Republic)					
No match found.										
8.1	SCHNEIDER ELECTRIC SLOVAKIA, spol. s r.o.	Karadžičova 16, Bratislava, 82108, Slovensko	Bratislava	82108			35723394		21876800	CRIF - Slovak Credit Bureau, s. r. o.
8.2	Schneider Electric Systems Slovakia s.r.o.	Karadžičova 16, Bratislava - mestská časť Ružinov, 82108, Slovensko	Bratislava - mestská časť Ružinov	82108			43992331		22447930	CRIF - Slovak Credit Bureau, s. r. o.

### 15.2.3 AFTER CLICKING ON SEARCH: IF RESULTS ARE GREY

If after clicking on SEARCH the result is **GREY** and the message is **"No match found"**, this means that the company has not been identified, but we can proceed anyway with the order by forwarding the input details and the country to the provider.

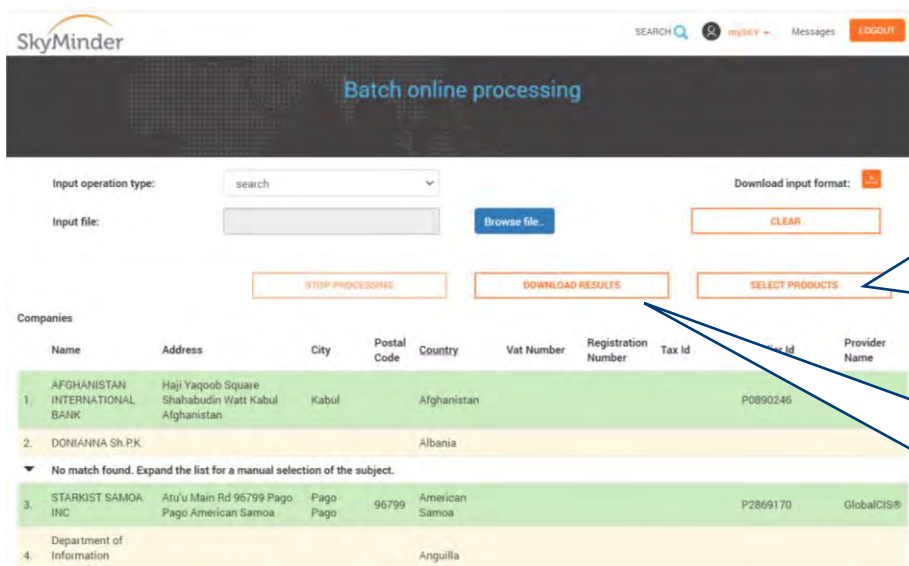
9	1st Web Company, S.T.O.	Thailand
No match found.		
10	DANIELI CO LTD	United Kingdom
No match found. Expand the list for a manual selection of the subject.		
11	HARRODS LIMITED	Netherlands
No match found.		
12	Het Ruyterje B.V	Korea, Republic of (South Korea)

### 15.2.4 AFTER CLICKING ON SEARCH: IF RESULTS ARE RED

Results in **RED** were already in red in the validation step. So they are maintained red also in the SEARCH step and they still include the error description. The companies or persons with RED results will not be ordered/downloaded.

13	Smartel Inc.	united states							
CountryCode cannot be empty. It is mandatory value.									
14	netflix	ANTIGUA AND BARBUDA							
No match found.									
Gender cannot be empty. It is mandatory value.									
Persons									
	First Name	Middle Name	Last Name	Gender	Date Of Birth	Country Code	Address	State	City
15	Mario		Rossi	Male	29.09.1936	ITA			
16	Anna		Rossi			US			
Gender cannot be empty. It is mandatory value.									

### 15.3. SELECT PRODUCTS TO SEE AVAILABLE REPORT OPTION ON EACH COMPANY

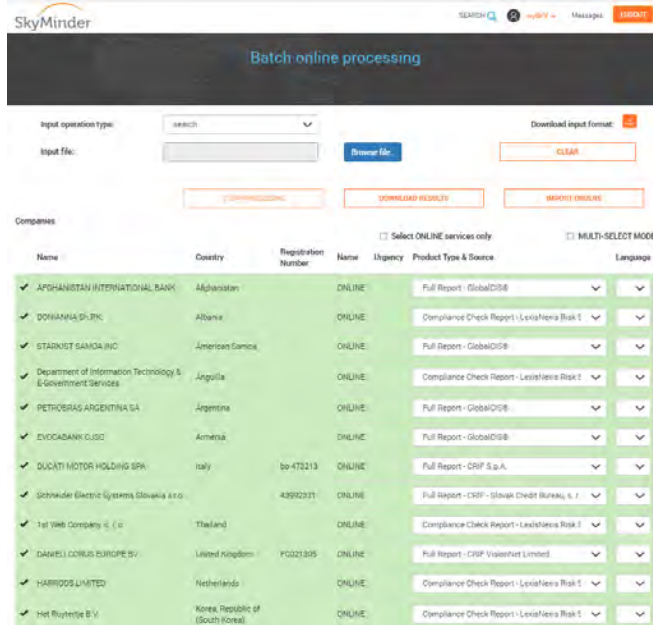


The screenshot shows the 'Batch online processing' interface. At the top, there's a search bar and a 'myKEY' button. Below that, there are input fields for 'Input operation type' (set to 'search') and 'Input file' with a 'Browse file...' button and a 'CLEAR' button. There are three main buttons: 'STOP PROCESSING', 'DOWNLOAD RESULTS', and 'SELECT PRODUCTS'. Below these is a table of companies with columns: Name, Address, City, Postal Code, Country, Vat Number, Registration Number, Tax Id, and Provider Name. The table contains four rows, with the first and third rows highlighted in green. The first row is 'AFGHANISTAN INTERNATIONAL BANK' and the third is 'STARKIST SAMOA INC'. There are also 'STOP PROCESSING', 'DOWNLOAD RESULTS', and 'SELECT PRODUCTS' buttons overlaid on the table.

If you have selected also alternative options and you want to proceed with the batch order, click on **SELECT PRODUCTS**. The system will search available report options on all the companies highlighted in green.

If you click **DOWNLOAD RESULTS** the system download an excel file with the list of the companies displayed on the screen. This button does not download any reports.

## 15.4. SEE AVAILABLE REPORTS AND DELIVERY OPTIONS ON EACH COMPANY AND SELECT ONE



Batch online processing

Input operation type: search

Download input format: [icon]

Input file: [input field] [Browse file] [CLEAR]

[DOWNLOAD RESULTS] [IMPORT ONLINE]

Companies

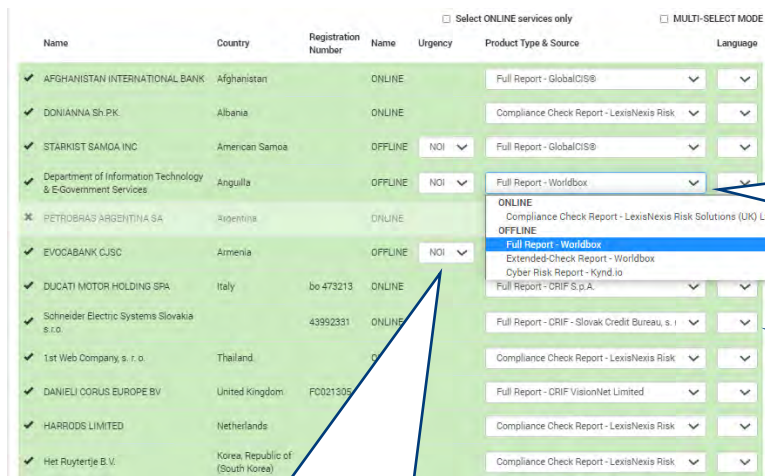
Select ONLINE services only  MULTI-SELECT MODE

Name	Country	Registration Number	Name	Urgency	Product Type & Source	Language
✓ AFGHANISTAN INTERNATIONAL BANK	Afghanistan		ONLINE		Full Report - GlobalCIS®	
✓ DONIANNA SH.PK	Albania		ONLINE		Compliance Check Report - LexisNexis Risk 1	
✓ STARNIST SAMOA INC	American Samoa		ONLINE		Full Report - GlobalCIS®	
✓ Department of Information Technology & E-Government Services	Anguilla		ONLINE		Compliance Check Report - LexisNexis Risk 1	
✓ PETROBRAS ARGENTINA SA	Argentina		ONLINE		Full Report - GlobalCIS®	
✓ EVOCBANK CJSC	Armenia		ONLINE		Full Report - GlobalCIS®	
✓ DUCATI MOTOR HOLDING SPA	Italy	bo 473213	ONLINE		Full Report - CRIF S.p.A.	
✓ Schneider Electric Systems Slovakia s.r.o.		43992331	ONLINE		Full Report - CRIF - Slovak Credit Bureau, s. r.	
✓ 1st Web Company s. r. o.	Thailand		ONLINE		Compliance Check Report - LexisNexis Risk 1	
✓ DANIEL CORUS EUROPE BV	United Kingdom	FC021305	ONLINE		Full Report - CRIF VisionNet Limited	
✓ HARRIS LIMITED	Netherlands		ONLINE		Compliance Check Report - LexisNexis Risk 1	
✓ Het Ruyterje B.V.	Korea, Republic of (South Korea)		ONLINE		Compliance Check Report - LexisNexis Risk 1	

For each company you find all the available reports (**Product type & Source**) and delivery option (**Urgency**) that is possible to order on each company. Where possible you can also select the **Language** of the report (German or English).

### 15.4.1 SELECT PRODUCT & TYPE SOURCE

For every company select the report of your interest among those available, the type of delivery and where possible the language (currently only English or German).



Select ONLINE services only  MULTI-SELECT MODE

Name	Country	Registration Number	Name	Urgency	Product Type & Source	Language
✓ AFGHANISTAN INTERNATIONAL BANK	Afghanistan		ONLINE		Full Report - GlobalCIS®	
✓ DONIANNA SH.PK	Albania		ONLINE		Compliance Check Report - LexisNexis Risk	
✓ STARNIST SAMOA INC	American Samoa		OFFLINE	NOI	Full Report - GlobalCIS®	
✓ Department of Information Technology & E-Government Services	Anguilla		OFFLINE	NOI	Full Report - Worldbox	
✗ PETROBRAS ARGENTINA SA	Argentina		OFFLINE	NOI	Full Report - Worldbox	
✓ EVOCBANK CJSC	Armenia		OFFLINE	NOI	Full Report - Worldbox	
✓ DUCATI MOTOR HOLDING SPA	Italy	bo 473213	ONLINE		Full Report - CRIF S.p.A.	
✓ Schneider Electric Systems Slovakia s.r.o.		43992331	ONLINE		Full Report - CRIF - Slovak Credit Bureau, s. r.	
✓ 1st Web Company s. r. o.	Thailand		ONLINE		Compliance Check Report - LexisNexis Risk	
✓ DANIEL CORUS EUROPE BV	United Kingdom	FC021305	ONLINE		Full Report - CRIF VisionNet Limited	
✓ HARRIS LIMITED	Netherlands		ONLINE		Compliance Check Report - LexisNexis Risk	
✓ Het Ruyterje B.V.	Korea, Republic of (South Korea)		ONLINE		Compliance Check Report - LexisNexis Risk	

Dropdown menu for 'Product Type & Source' (for Department of Information Technology & E-Government Services):

- ONLINE
- Compliance Check Report - LexisNexis Risk Solutions (UK) Ltd
- OFFLINE
- Full Report - Worldbox
- Extended Check Report - Worldbox
- Cyber Risk Report - Kynd.io
- Full Report - CRIF S.p.A.

In addition to the type of report displayed as first by default, by clicking there you can see in a drop down menu list **all the other types of report available** on that specific company, **select the one of your interest**.

Where available, after selecting the type of report it is possible to select the **language** (currently only German or English).

After you select the report of your interest, if you have chosen an **OFFLINE DELIVERY**, you will be able to select the **URGENCY**, that is to say the **delivery option** available for that specific report.

**Very important:** all the companies with the **check or tick (✓)** will be downloaded or ordered when you proceed with download results. If you want to deselect a company click on it and an **ex (X)** will replace the tick/check and the company will be highlighted in lighter green. All companies with **ex (X)** will not be downloaded or ordered.

As mentioned in the previous paragraph companies highlighted in **red** will not be ordered/downloaded.

Companies							<input type="checkbox"/> Select ONLINE services only	<input type="checkbox"/> MULTI-SELECT MODE
Name	Country	Registration Number	Name	Urgency	Product Type & Source	Language		
✓ AFGHANISTAN INTERNATIONAL BANK	Afghanistan		ONLINE		Full Report - GlobalCIS®			
✓ DONIANNNA SH.PK.	Albania		ONLINE		Compliance Check Report - LexisNexis Risk			
✓ STARKIST SAMOA INC.	American Samoa		OFFLINE	NOI	Full Report - GlobalCIS®			
✓ Department of Information Technology & E-Government Services	Anguilla		OFFLINE	NOI	Full Report - Worldbox			
✓ PETROBRAS ARGENTINA SA	Argentina		ONLINE		Full Report - GlobalCIS®			
✓ EVOCABANK CJSC	Armenia		OFFLINE	NOI	Full Report - GlobalCIS®			
✓ DUCATI MOTOR HOLDING SPA	Italy	bo 473213	ONLINE		Full Report - CRIF S.p.A.			
✓ Schneider Electric Systems Slovakia s.r.o.	Slovakia	43992331	ONLINE		Full Report - CRIF - Slovak Credit Bureau, s. r. o.			
✓ 1st Web Company, s. r. o.	Thailand		ONLINE		Compliance Check Report - LexisNexis Risk			
✓ DANIEL CORUS EUROPE BV	United Kingdom	FO021305	ONLINE		Full Report - CRIF VisionNet Limited			
✓ HARRODS LIMITED	Netherlands		ONLINE		Compliance Check Report - LexisNexis Risk			
✓ Het Ruytertje B.V.	Korea, Republic of (South Korea)		ONLINE		Compliance Check Report - LexisNexis Risk			
✗ Smartel Inc.	United States							
CountryCode cannot be empty. It is mandatory value.								
✓ netflix	ANTIGUA AND BARBUDA		ONLINE		Compliance Check Report - LexisNexis Risk			
Gender cannot be empty. It is mandatory value.								

### 15.4.1.1. MASSIVE SELECTION ACTIONS: POSSIBILITY TO SELECT ONLINE SERVICES ONLY

The screenshot shows the SkyMinder interface with a table of companies. At the top, there are buttons for 'STOP PROCESSING', 'DOWNLOAD RESULTS', and 'IMPORT ORDERS'. Below the table, there are two checkboxes: 'Select ONLINE services only' (which is circled in red) and 'MULTI-SELECT MODE'. The table lists various companies with their status (ONLINE/OFFLINE), urgency, and product type.

If you are interested only in ONLINE reports you can check **Select ONLINE services only** and the system will automatically purchase only the online reports (this means that for companies where no online report is available, no orders will be placed).

### 15.4.1.2. MASSIVE SELECTIONS ACTIONS: MULTI SELECT MODE

If you check the **MULTI-SELECT MODE** when you change a Urgency option, the Product Type & Source or the Language on a specific company, the same changes will be applied to all other companies, if the same option is available.

Please note that under **Product type & source** the type of report is always related to a specific provider, so the same change will be applied to the other companies only if the same report is provided by the same provider.

For example, if you have checked MULTI-SELECT MODE and change the report of a company by selecting Verification report, the same change will be applied to the other companies where the Verification is available and is supplied by the same provider. If the Verification is available, but the provider is different, the report change will not be applied.

Batch online processing

input operation type:  Download input format:

input file:

Companies

Select ONLINE services only  **MULTI-SELECT MODE**

Name	Country	Registration Number	Name	Urgency	Product Type & Source	Language
✓ AFGHANISTAN INTERNATIONAL BANK	Afghanistan		OFFLINE	NORV	Verification Report - GlobalCIS®	e
✓ DOMIANNA SH.p.k Tirane	Albania	16420	OFFLINE	NORV	Full Report - Coface Adriatic d.o.o	e
✓ Starkist Samoa, Inc.	American Samoa		OFFLINE	NORV	Verification Report - GlobalCIS®	e
✓ Department of Information Technology & E-Government Services	Anguilla		OFFLINE	NORV	Full Report - Worldbox	e
✓ PETROBRAS ARGENTINA S.A.	Argentina		OFFLINE	NORV	Verification Report - GlobalCIS®	e
✓ PROMETAY BANK LLC	Armenia		OFFLINE	NORV	Verification Report - GlobalCIS®	e
✓ DJUCATI MOTOR HOLDING SPA	Italy	bo 368089	ONLINE		Full Report - CRIF S.p.A.	e
✓ Schneider Electric	SLOVAKIA (Slovak Republic)		OFFLINE	NORV	Full Report - CRIF - Slovak Credit	e
✓ 1st Web Company, s. r. o.	Thailand		OFFLINE	NORV	Verification Report - GlobalCIS®	e
✓ DANIELI CO LTD	United Kingdom		OFFLINE	NORV	Full Report - Graydon UK Ltd	e
✓ HARRODS LIMITED	Netherlands		OFFLINE	NORV	Full Report - Graydon UK Ltd	e
✓ Hiet Ruytertie B.V.	Korea, Republic of		OFFLINE	NORV	Full Report - NICE Information Se	e

**Step 1:** if you check **MULTI-SELECT MODE**.

**Step 2:** you change/select a specific type of report on a company. In this case for example the Verification report.

**Automatically the system selects the same type of report & source for the companies where this type of report from this specific provider is available.**

For those companies where the Verification report is not available, or it is available but it is supplied by a different provider, the Product Type and source will not change.

### 15.5. IMPORT ORDERS

Companies

Select ONLINE services only
  MULTI-SELECT MODE

Name	Country	Registration Number	Name	Urgency	Product Type	Source	Language
<input checked="" type="checkbox"/> AFGHANISTAN INTERNATIONAL BANK	Afghanistan		OFFLINE	NOI	KYC Report - GlobalCIS®		
<input checked="" type="checkbox"/> DONJANINA SH.PK.	Albania		ONLINE		Compliance Check Report - LexisNexis Risk		
<input checked="" type="checkbox"/> STARKIST SAMOA INC	American Samoa		OFFLINE	NOI	KYC Report - GlobalCIS®		
<input checked="" type="checkbox"/> Department of Information Technology & E-Government Services	Anguilla		OFFLINE	NOI	Full Report - Worldbox		
<input checked="" type="checkbox"/> PETROBRAS ARGENTINA SA	Argentina		OFFLINE	NOI	KYC Report - GlobalCIS®		
<input checked="" type="checkbox"/> EVOCABANK CJSC	Armenia		OFFLINE	NOI	KYC Report - GlobalCIS®		
<input checked="" type="checkbox"/> DUCATI MOTOR HOLDING SPA	Italy	bo 473213	ONLINE		Full Report - CRIF S.p.A.		
<input checked="" type="checkbox"/> Schneider Electric Systems Slovakia s.r.o.		43992331	ONLINE		Full Report - CRIF - Slovak Credit Bureau s.r.o.		
<input checked="" type="checkbox"/> 1st Web Company, s. r. o.	Thailand		OFFLINE	NOI	KYC Report - GlobalCIS®		
<input checked="" type="checkbox"/> DANIEL CORUS EUROPE BV	United Kingdom	FD021305	ONLINE		Full Report - CRIF VisionNet Limited		
<input checked="" type="checkbox"/> HARRODS LIMITED	Netherlands		ONLINE		Compliance Check Report - LexisNexis Risk		
<input checked="" type="checkbox"/> Het Ruytertje B.V.	Korea, Republic of (South Korea)		ONLINE		Compliance Check Report - LexisNexis Risk		
<input checked="" type="checkbox"/> SmarTel Inc.	United States						

CountryCode cannot be empty. It is mandatory value.

When you have selected all the companies, reports and delivery options, click on **IMPORT ORDERS**. The system will **automatically download all the online reports** that you will find in MY REPORTS and it will **automatically place offline reports orders to providers** according to the delivery time selected. When ready, also the offline reports will be available in MY REPORTS.

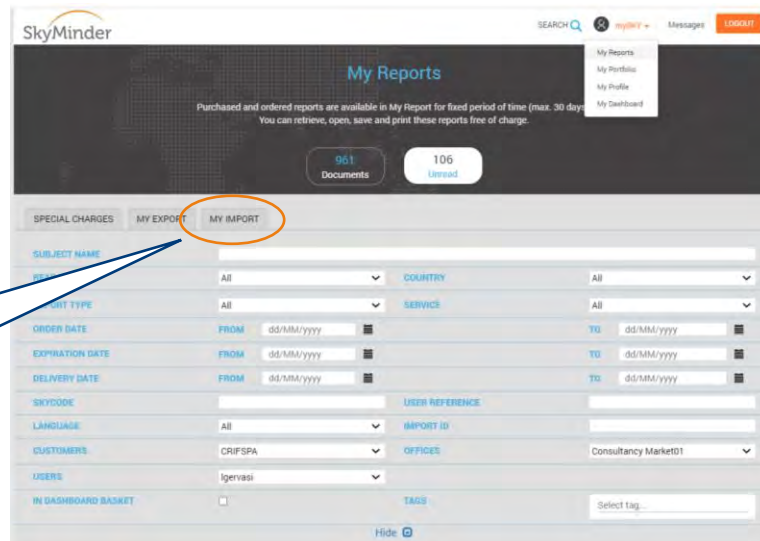
If you click **DOWNLOAD RESULTS** the system download an excel file with the list of the companies displayed on the screen. This button does not download any reports.

### 15.6. SEE PURCHASED REPORTS IN “MY REPORT”

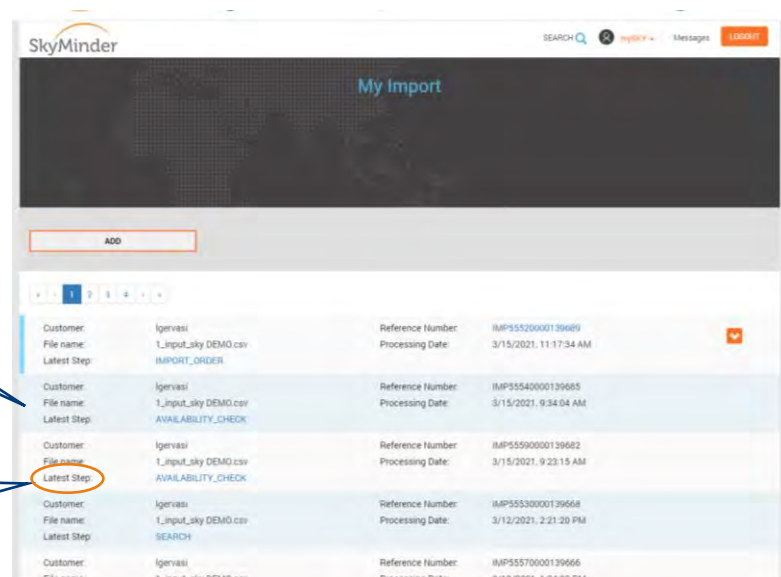
Click on **MY SKY** and then on **MY REPORTS** to access the storage and see purchased reports. Online reports are immediately available, while offline reports will be available when ready according to the selected delivery.

## 15.7. SEE MY IMPORTS IN MY REPORTS

When you are in MY REPORTS you can see the lists of your imports by clicking on the folder MY IMPORTS.



Click on **MY IMPORT** to see the lists of the reports purchased in your past imports.



You have all the lists of the past search & match and import actions. For each one, it is detailed in blue, the latest step/action taken.

By clicking on the **Latest Step**, the system will repeat this step and you will be immediately redirected to this stage.



Customer: Igersasi  
File name: 1\_input\_sky DEMO.csv  
Latest Step: IMPORT\_ORDER

Reference Number: IMP5520000139689  
Processing Date: 3/15/2021, 11:17:34 AM

Skycode	Status
SKY00510001374554	Delivered
SKY01150001374554	InProgress
SKY01730001374578	Delivered
SKY22750001381090	

Customer:  
File name:  
Latest Step:

For all the IMPORTS completed until the last step (import order), if you click here you get the list of the report purchases and the Status (e.g. delivered, in progress, etc.)

If you click on the SkyCode you access the report (of course this depends on the storage time rules, see par.11.1 MY REPORTS: YOUR REPORTS STORAGE).

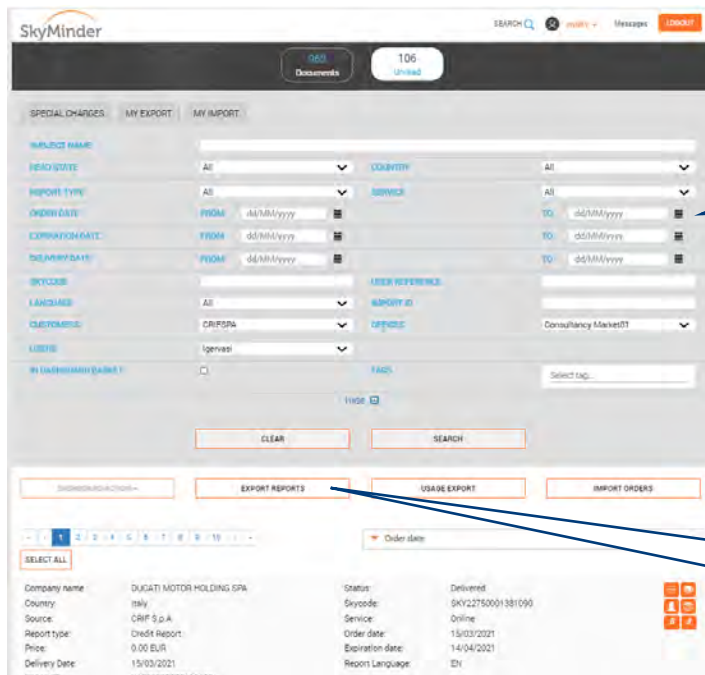
## 16. EXPORT

### 16.1. REPORTS AND DATA THAT CAN BE EXPORTED

On SkyMinder, from MY REPORTS section, it is possible to export in an excel spreadsheet the main data available in the Business Highlights section. Only the following data can be exported:

- Only data that are included in FULL REPORTS and SLIM REPORTS
- Only full reports and slim reports in the SkyMinder standard layout (not those in the provider's format)
- Only reports that are still available in MY REPORTS: that means that if a monitoring service has not been enabled, only slim report and full reports purchased in the last 30 days. If a Monitoring service has been enabled, the reports considered are those purchased in the last 12 months.
- The data exported are only the data included in the Business Highlights section of the first tab of the report, here below please find all the fields that can be included (each single details will be included only if available on the specific company):

ProviderName	RegisteredAddressHouseNumber	SemaphoreDescription	ProfitLossAmount
DeliveryDate	OperatingAddress	RiskIndexName	ProfitLossCurrency
DocumentID	OperatingAddressCountry	RiskIndexValue	ProfitLossAmountText
CompanyName	OperatingAddressCountryCode	RiskIndexDescription	NetWorthAmount
TradeNames	OperatingAddressState	CreditLimitAmount	NetWorthCurrency
LocalName	OperatingAddressRegion	CreditLimitCurrency	NetWorthAmountText
LegalFormDescription	OperatingAddressCity	CreditLimitAmountText	FixedAssetsAmount
NormalizedLegalForm	OperatingAddressZipCode	CompanyStatus	FixedAssetsCurrency
RegistrationDate	OperatingAddressStreet	NormalizedCompanyStatus	FixedAssetsAmountText
IncorporationDate	OperatingAddressHouseNumber	PresenceOfAdverseData	LiquidAssetsAmount
DissolutionDate	PrimaryBusinessActivity	PresenceOfDebts	LiquidAssetsCurrency
RegistrationNumberName	PrimaryIndustryType	PresenceOfLegalProcedures	LiquidAssetsAmountText
RegistrationNumber	PrimaryIndustryCode	PresenceOfDetrimentalInformation	InventoryAmount
VatNumberName	PrimaryIndustryDescription	PaymentExperienceRecordsNumber	InventoryCurrency
VatNumber	NormalizedPrimaryIndustryType	PaymentExperienceTotalAmount	InventoryAmountText
TaxCodeName	NormalizedPrimaryIndustryCode	PaymentExperienceAverageAmount	CurrentAssetsAmount
TaxCode	NormalizedPrimaryIndustryDescription	LatestPaymentExperienceDate	CurrentAssetsCurrency
SupplierIdName	Employees	PaymentBehaviourScoreName	CurrentAssetsAmountText
SupplierId	Websites	PaymentBehaviourScore	CurrentLiabilitiesAmount
Country	Phones	PaymentBehaviourScoreConversion	CurrentLiabilitiesCurrency
CountryCode	Fax	PaymentBehaviourScoreDescription	CurrentLiabilitiesAmountText
RegisteredAddress	Emails	LatestAccountDate	TotalAssetsAmount
RegisteredAddressCountry	RatingName	RegisteredCapitalAmount	TotalAssetsCurrency
RegisteredAddressCountryCode	RatingValue	RegisteredCapitalCurrency	TotalAssetsAmountText
RegisteredAddressState	RatingDescription	RegisteredCapitalAmountText	UltimateParent
RegisteredAddressRegion	NormalizedRating	TurnoverAmount	CountryCode
RegisteredAddressCity	SemaphoreName	TurnoverCurrency	CountryDescription
RegisteredAddressZipCode	SemaphoreValue	TurnoverAmountText	DomesticParent
RegisteredAddressStreet			



SEARCH [icon] [icon] Messages Logout

106 Downloads

SPECIAL CHARGES MY EXPORT MY IMPORT

REPORT NAME: [input]

REPORT STATE: ALL COUNTRY: ALL

REPORT TYPE: ALL SERVICE: ALL

ORDER DATE: FROM dd/MM/yyyy TO dd/MM/yyyy

EXPIRATION DATE: FROM dd/MM/yyyy TO dd/MM/yyyy

DELIVERY DATE: FROM dd/MM/yyyy TO dd/MM/yyyy

SKYCODE: [input] USER REFERENCE: [input]

LANGUAGE: ALL REPORT ID: [input]

CUSTOMER: CRIFORA USER: [input] Consultancy MarketID: [input]

USERS: [input]

IN UNDERWAY (Default): [checkbox] TAG: [input]

Filter [icon]

CLEAR SEARCH

EXPORT REPORTS USAGE EXPORT IMPORT ORDERS

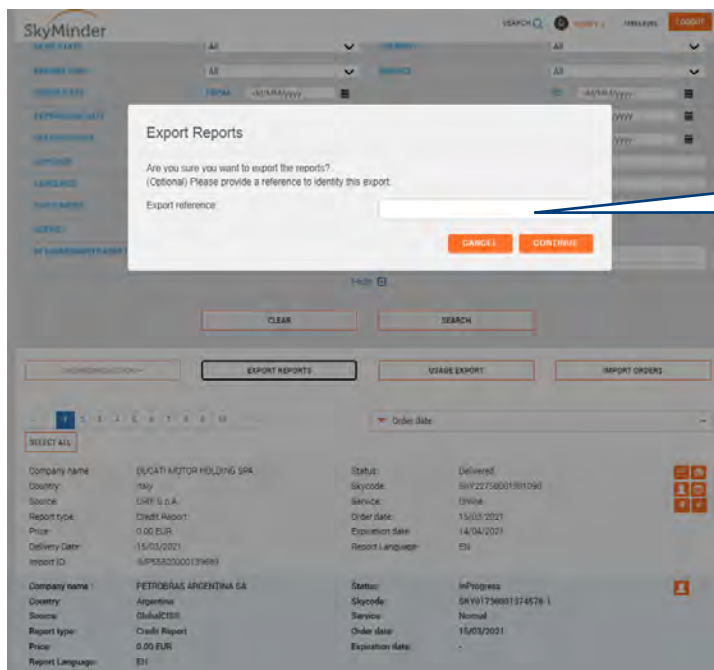
Order date: [input]

SELECT ALL

Company name	DUGATI MOTOR HOLDING SPA	Status	Delivered
Country	Italy	Skycode	SKY22750001381090
Source	CRIF S.p.A.	Service	Online
Report type	Credit Report	Order date	15/03/2021
Price	0.00 EUR	Expiration date	14/04/2021
Delivery Date	15/03/2021	Report Language	EN

If you are interested in exporting the data of a specific cluster of companies you can first use **filters**. If you do not use any filters you will export the data of all the reports eligible for the export (see par. 16.1).

Click on **EXPORT REPORTS** to export data.



SkyMinder

SEARCH [icon] [icon] Messages Logout

106 Downloads

SPECIAL CHARGES MY EXPORT MY IMPORT

REPORT NAME: [input]

REPORT STATE: ALL COUNTRY: ALL

REPORT TYPE: ALL SERVICE: ALL

ORDER DATE: FROM dd/MM/yyyy TO dd/MM/yyyy

EXPIRATION DATE: FROM dd/MM/yyyy TO dd/MM/yyyy

DELIVERY DATE: FROM dd/MM/yyyy TO dd/MM/yyyy

SKYCODE: [input] USER REFERENCE: [input]

LANGUAGE: ALL REPORT ID: [input]

CUSTOMER: CRIFORA USER: [input] Consultancy MarketID: [input]

USERS: [input]

IN UNDERWAY (Default): [checkbox] TAG: [input]

Filter [icon]

CLEAR SEARCH

EXPORT REPORTS USAGE EXPORT IMPORT ORDERS

Order date: [input]

SELECT ALL

Company name	DUGATI MOTOR HOLDING SPA	Status	Delivered
Country	Italy	Skycode	SKY22750001381090
Source	CRIF S.p.A.	Service	Online
Report type	Credit Report	Order date	15/03/2021
Price	0.00 EUR	Expiration date	14/04/2021
Delivery Date	15/03/2021	Report Language	EN

**Export Reports**

Are you sure you want to export the reports?  
(Optional) Please provide a reference to identify this export.

Export reference: [input]

CANCEL CONFIRM

It is possible to assign a reference name to the extraction.

This is just an extract of the excel export.

If a company is under monitoring the export will include a row for each report received on the same company.

DocumentID	CompanyName	TradeNames	LocalName	LegalFormDescription	Normalized	RegistrationDate	IncorporationDate
SKY0300001379724	ACKERMANS & VAN HAAREN			Private company limited by shares	PRIVATE_LIT		19241213
SKY030500001379581	ACKERMANS & VAN HAAREN (NV)			Private company limited by shares	PRIVATE_LIT		19241213
SKY22130000184174	ADANI WILMAR LTD		अदानी विल्मर लिमिटेड	Limited		19990122	
SKY08250000415987	adidas AG			Public limited company		19890418	1920
SKY19920001037661-4	AUTO HRVATSKA dioničko društvo		AUTO HRVATSKA dior	Joint stock company	PUBLIC_LIM	19951018	19520101
SKY19920001037661-3	AUTO HRVATSKA dioničko društvo		AUTO HRVATSKA dior	Joint stock company	PUBLIC_LIM	19951018	19520101
SKY19920001037661-5	AUTO HRVATSKA dioničko društvo		AUTO HRVATSKA dior	Joint stock company	PUBLIC_LIM	19951018	19520101
SKY0323000064617-1	BALGARSKI ENERGIEN HOLDING EAD	BULGARIAN ENER	BALGARSKI ENERGI	Joint stock company with one share	PUBLIC_LIM	19900315	19900315
SKY0323000064617-11	BALGARSKI ENERGIEN HOLDING EAD	BULGARIAN ENER	BALGARSKI ENERGI	Joint stock company with one share	PUBLIC_LIM	19900315	19900315
SKY0323000064617-11-1	BALGARSKI ENERGIEN HOLDING EAD	BULGARIAN ENER	BALGARSKI ENERGI	Joint stock company with one share	PUBLIC_LIM	19900315	19900315
SKY030001379597	ADVOCAAT LIEVEN DECALUWE (BVBA)			Private company with limited liability	PRIVATE_LIT		20010828
SKY40160000834379-3	Grupa Polskie Sklady Budowlane		Grupa Polskie Sklady	Joint stock company	PUBLIC_LIM	20010529	19980101
SKY34910001389774	HABADO Innovations B.V.			Private Limited Company	PRIVATE_LIT		20151221
SKY19290000579587	HONG KONG AIRCRAFT ENGINEERING (		香港飛機工程有限公司	Company Limited	PUBLIC_LIM	19501123	
SKY53870001386063	IFCO SYSTEMS NA INC			Corporation	PUBLIC_LIM	2002	20141022
SKY34960001389667	Inverdo Verpakkingen			Foreign legal form	OTHER		20000331
SKY338300001177345	KHAZANAH NASIONAL BHD			Berhad		19930903	
SKY03050001379615	LOUIS DREYFUS COTTON INTERNATIONAL			Private company limited by shares	PRIVATE_LIT		19911216
SKY03030001379607	LS CREATIVE BUSINESS (SPRL)			Private company with limited liability	PRIVATE_LIT		20071204
SKY00510001037854-4	AFGHANISTAN INTERNATIONAL BANK	AFGHANISTAN INTL	بانک بین المللی افغانستان	Company	PRIVATE_LIT	20040322	
SKY00510001037854-12	AFGHANISTAN INTERNATIONAL BANK	AFGHANISTAN INTL	بانک افغانیستان انټرنیشنل	Company	PRIVATE_LIT	20040322	
SKY00510001037854-3	AFGHANISTAN INTERNATIONAL BANK	AFGHANISTAN INTL	بانک بین المللی افغانستان	Company	PRIVATE_LIT	20040322	
SKY00510001037854-11	AFGHANISTAN INTERNATIONAL BANK	AFGHANISTAN INTL	بانک افغانیستان انټرنیشنل	Company	PRIVATE_LIT	20040322	

## 16.2. SEE MY EXPORTS IN MY REPORTS

First: click on **My Reports**.

Then, when you are in **MY REPORTS**, click on **MY EXPORTS** to see all the files that you have exported.

MY REPORTS CLEAR SEARCH

Reference:	Finish Date:	Status:	Progress:	Download
retet	26/03/2021	COMPLETED	(100%)	
repor	23/03/2021	COMPLETED	(100%)	
handbook	15/03/2021	COMPLETED	(100%)	
handbook	15/03/2021	COMPLETED	(100%)	
fsdfsdf	28/01/2021	COMPLETED	(100%)	
export 2020117	17/11/2020	COMPLETED	(100%)	
mdf		COMPLETED		

By clicking here, you can **access and download all the excel files** with the past exports.